

**SELMA-KINGSBURG-FOWLER  
COUNTY SANITATION DISTRICT**

**REGULAR MEETING OF BOARD OF DIRECTORS**

**JUNE 11, 2026**

**4:00 P.M.**

**11301 E. Conejo Avenue, Kingsburg, CA 93631**

**1. CALL TO ORDER AND ROLL CALL**

**DIRECTORS**

Nathan Magsig

Laura North

Jim Avalos

Amarjeet Gill, Vice Chairwoman

Buddy Mendes, Chairman

**STAFF and CONSULTANTS**

Veronica Cazares, General Manager/ Secretary

Alicia Kirk, Executive Assistant to the G.M.

Tricia Miller, Administrative Services/HR Manager

Hilda Cantú Montoy, General Counsel

Craig Perry, Chief Plant Operator

David Bacon, Information Systems Analyst

**2. APPROVAL OF AGENDA**

Additions, deletions, substitutions, and adoption of agenda

**3. PUBLIC FORUM**

At this time, any member of the public may address the Board regarding any item not on the agenda, over which the Board has jurisdiction. No action or discussion will be taken on any item not on the agenda, except to briefly respond to statements or questions by the public. Members of the public shall limit their remarks to three minutes.

**4. CONSENT CALENDAR**

Items placed on the consent calendar are routine in nature. They may be approved by one motion, second, and majority vote. Any Board member or member of the public may request removal of any item from the consent calendar for independent consideration.

A. Minutes of May 14, 2026 Board Meeting. (p.1)

B. Warrant List Reports of May 6, 2026, and May 20, 2026 (p.5)

C. Cash Activity Report of May 31, 2026. (p.8)

## **5. PUBLIC HEARINGS**

- A. Subject: Public Hearing on Overruling Protests and Confirming Report on Sewer Service Charges and Delinquent Sewer Service Charges for FY 2026-27. *(p.9)*

Recommendation: The Board will conduct the public hearing, receive staff report and public comments, and will consider adopting Resolution No. 2026-18, A Resolution Overruling Protests and Confirming Report on Sewer Service Charges and Delinquent Sewer Service Charges for Selma-Kingsburg-Fowler County Sanitation District for Fiscal Year 2026-27.

## **6. NEW BUSINESS**

- A. Subject: OPTERRA ENERGY SERVICES (OPTERRA), Year Five Report, Completion of Performance Guarantee, and Battery Storage Systems Status (BESS) *(p.13)*

Recommendation:

- 1) Receive the Five-Year Report
- 2) Approve Second Amendment to Energy Services Contract and authorize General Manager to execute the Second Amendment.

- B. Subject: Resolution No. 2026-19, A Resolution of the Board of Directors of the Selma-Kingsburg Fowler County Sanitation District Certifying to the County of Tulare the Validity of the Legal Process Used to Place Direct Charges (Special Assessments) in the Secured Tax Roll for Fiscal Year 2026-27. *(p.42)*

Recommendation: That the Board adopt Resolution No. 2026-19, A Resolution of the Board of Directors of the Selma-Kingsburg Fowler County Sanitation District Certifying to the County of Tulare the Validity of the Legal Process Used to Place Direct Charges (Special Assessments) in the Secured Tax Roll for Fiscal Year 2026-27.

- C. Subject: Consideration of Certification Pay Amendments for Unrepresented Employees and the International Union of Operating Engineers Stationary Engineers Local 39, AFL-CIO (Union) *(p.45)*

Recommendation: That the Board approve:

- 1) Resolution 2026-20 amending Section 2.B of the Unrepresented Employees Salary and Benefit Schedule to retitle “Certification/License Pay” as “Educational Incentive/Certification Pay” and clarify eligible certifications by classification; pay amounts to remain unchanged and
- 2) Side Letter to the 2025-2028 MOU with the International Union of Operating Engineers Stationary Engineers Local 39, AFL-CIO regarding same.

D. Subject: Replacement of District owned Electrical Transformer (p.50)

Recommendation: That the Board approve the purchase of a new direct replacement 2,000KVA Electrical Transformer from Preferred Pump in the amount of \$101,280.55 due to existing unit nearing end of service life.

## **7. BOARD MEMBER COMMUNICATION/AGENDA ITEMS**

## **8. GENERAL MANAGER REPORTS**

A. Welcome New Employees: Denise Isaguirre, Supervising Engineer- Hired June 1, 2026  
Sam Branham, Administrative Technician II- Hired June 8, 2026

## **9. ADJOURNMENT**

Motion to Adjourn

Next Regular Meeting: Thursday, July 9, 2026, at 4:00 p.m.

Next Ordinance: 2026-01

Next Resolution: 2026-21

**NOTICE OF AVAILABILITY OF AGENDA MATERIALS:** Any writings or documents provided to a majority of the Board of Directors regarding any item on this agenda will be made available for public inspection at the District Office located at 11301 E. Conejo Ave., Kingsburg, CA 93631 during normal business hours of 8:00 a.m. – 4:30 p.m., Mondays through Fridays. Such writings or documents will also be made available on the District website at [www.skfcsd.org](http://www.skfcsd.org).

**ADA COMPLIANCE AND REASONABLE ACCOMMODATIONS POLICY.** In compliance with the Americans with Disabilities Act (ADA), if you need special assistance to participate in this meeting, please contact Alicia Kirk at (559) 897-6500 ext. 213. Notification of at least 48 hours prior to the meeting will enable staff to make reasonable arrangements to ensure accessibility to the meeting.

**SELMA-KINGSBURG-FOWLER  
COUNTY SANITATION DISTRICT**

**MINUTES OF THE BOARD MEETING OF DIRECTORS**

**MAY 14, 2026**

**CALL TO ORDER AND ROLL CALL**

The Board Meeting of the Selma-Kingsburg-Fowler County Sanitation District was called to order at 4:00 pm. by Chairman Mendes

**DIRECTORS**

Nathan Magsig (P)  
Laura North (P)  
Jim Avalos (P)  
Amarjeet Gill, Vice Chairwoman (A)  
Buddy Mendes, Chairman (P)

**STAFF AND CONSULTANTS**

Veronica Cazares, General Manager/Secretary  
Alicia Kirk, Executive Assistant to the G.M.  
Tricia Miller, Administrative Services/HR Manager  
Craig Perry, Chief Plant Operator  
David Bacon, Information Systems Analyst

**APPROVAL OF AGENDA**

There being no comment from the public, a motion to approve the agenda of the Board meeting of May 14, 2026 was made by Director Magsig and seconded by Director Avalos and approved by the following vote:

AYE: Directors Magsig, North, Avalos, Chairman Mendes

NO:

ABSENT: Vice Chairwoman Gill

ABSTAIN:

**CONSENT CALENDAR**

Items placed on the consent calendar are routine in nature. They may be approved by one motion, second, and majority vote. Any Board member or member of the public may request removal of any item from the consent calendar for independent consideration.

- A. Minutes of April 19, 2026 Board Meeting. *(p.1)*
- B. Draft Minutes of April 16, 2026 PAC meeting *(p.5)*
- C. Warrant List Reports of April 8, 2026 and April 22, 2026. *(p.8)*
- D. Cash Activity Report of April 30, 2026. *(p.11)*
- E. Subject: Valley Regional Occupational Program (VROP)– District’s Job Shadowing Training Program *(p.12)*.

Recommendation: That the Board approve the District's continued partnership with the VROP and the School Districts within our Member cities and authorize the General Manager to execute a Memorandum of Understanding (MOU) with Selma Unified School District.

F. Subject: Employee Recognition Program *(p.17)*

Recommendation: General Manager Cazares recommends that the Board accept FY 2026-27 Employee Recognition Program

G. Subject: Woods Family Farms Request to Assign Sublease of 20 acres (APN 393-211-04ST) to Luallen Farms, LLC *(p.19)*

Recommendation: That the Board approve the request and authorize the General Manager to execute assignment of sublease to Luallen Farms, LLC

There being no comment from the public, a motion to approve the consent calendar was made by Director Avalos and seconded by Director North and approved by the following vote:

AYE: Directors Magsig, North, Avalos, Chairman Mendes

NO:

ABSENT: Vice Chairwoman Gill

ABSTAIN

**PUBLIC HEARINGS**

A. Subject: Public Hearing on Capital Improvement Program for FY 2026-27 *(p.42)*.

Recommendation: That the Board conduct the public hearing, receive staff report and public comments, and consider adoption of Resolution No. 2026-16 which accepts the Capital Improvement Program for Fiscal Year 2026-27.

Chairman Mendes opened the public hearing.

Capital improvements are major construction projects requiring an expenditure of public funds over and above routine annual operating expenses. The CIP is a plan that identifies capital improvement needs and allocates available dollars over a ten-year period. Development of the ten-year CIP includes opportunities for input from the CIP Committee, District department heads, cities, and the Board of Directors to help ensure that the projects meet the District's needs.

There being no comment from the public, a motion to adopt Resolution No. 2026-16, a Resolution which accepts the Capital Improvement Program for FY 2026-27 was made by Director Avalos and seconded by Director Magsig and approved by the following vote:

AYE: Directors Magsig, North, Avalos, Chairman Mendes

NO:

ABSENT: Vice Chairwoman Gill

ABSTAIN:

B. Subject: Public Hearing on FY 2026-27 Budget (*p.44*).

Recommendation: That the Board conduct the public hearing, receive staff report and public comments, and consider adoption of Resolution No. 2026-17 which establishes the Budget for Fiscal Year 2026-27.

Chairman Mendes opened the public hearing.

The District Board received the first presentation of the FY 2026-27 Budget at the April 9, 2026 regular meeting. District staff included a notation on the staff memo that explained that the proposed Budget has been built based on projections which include the proposed Proposition 218 sewer service rate increases.

There being no comment from the public, a motion to adopt Resolution No. 2026-17, a Resolution which establishes the Budget for FY 2026-27, was made by Director Magsig, and seconded by Director Avalos, and approved by the following vote:

AYE: Directors Magsig, North, Avalos, Chairman Mendes

NO:

ABSENT: Vice Chairwoman Gill

ABSTAIN:

### **NEW BUSINESS**

A. Subject: Bid Results SKF Effluent Disposal Line RR Project and Award of Contract (*p.46*).

Recommendation: That the Board approve a contract award to Panico Excavation Inc. in the amount of total base bid of \$1,425,000 and contingencies in the amount of \$150,000 for a total amount of \$1,575,000 and authorize the General Manager to execute agreement.

The project is a multiple year project and design started in FY26. Four bids were received. General Manager Cazares also requested authorization for a project contract contingency of \$150,000. The Contract was awarded to Panico Excavation Inc. in the total base bid of \$1,425,000 and contingencies in the amount of \$150,000 for a total amount of \$1,575,000.

There being no comment from the public, a motion to approve the Contract award to Panico Excavation, Inc. with staff recommendation by Director Magsig, and seconded by Director Avalos and approved by the following vote:

AYE: Directors Magsig, North, Avalos, Chairman Mendes

NO:

ABSENT: Vice Chairwoman Gill  
ABSTAIN:

**BOARD MEMBER COMMUNICATION/AGENDA ITEMS**

Kingsburg Swedish Festival begins on Thursday, May 14<sup>th</sup> through Sunday, May 17<sup>th</sup>.

**GENERAL MANAGER REPORTS**

- A. VROP students will be starting our joint program on June 10, 2026.
- B. CARB Letter regarding Advanced Clean Fleets.
- C. Public Works Week Appreciation Lunch on May 20, 2026.
- D. SKF Participated in Touch-A-Truck at Happy Days Pre-school on April 25, 2026.
- E. SKF Staff participated in the College and Career Fair at Parlier High School on April 24, 2026
- F. SKF will be participating in the Kingsburg Swedish Festival Parade and will have a Public Outreach booth.

**ADJOURNMENT**

There being no further business to come before the Board, Chairman Mendes declared the meeting adjourned on a motion made by Director Avalos and seconded by Director North at 4:12 p.m.

Respectfully submitted,

Approved,

\_\_\_\_\_  
Veronica Cazares, General Manager

\_\_\_\_\_  
Buddy Mendes, Chaiman of  
the Board

**SELMA-KINGSBURG-FOWLER  
COUNTY SANITATION DISTRICT**

**May 06, 2026**

**WARRANT LIST**

ACCOUNTING SYSTEMS INC	INFORMATION SYSTEMS	375.00
ALVARO VILLA	SAFETY SHOES REIMBURSEMENT	225.00
AMAZON CAPITAL SERVICES	INFORMATION SYSTEMS, LABORATORY SUPPLIES	257.07
AMERICAN EXPRESS	TRAVEL & TRAINING, PRINTING- ADVERTISING, MEMBERSHIPS, INFORMATION SYSTEMS	3,228.37
ANDERSON & BALLOU INC.	COLLECTIONS REPAIRS & MAINTENANCE	12,100.00
APGN INC.	EQUIPMENT REPAIRS & MAINTENANCE	30,420.00
APPLIED INDUSTRIAL TECH CA-LLC	LUBRICANTS	3,477.59
ARNOLD, STEPHEN	RETIREE HEALTH REIMBURSEMENT	319.29
BACON, DAVID	WELLNESS PROGRAM REIMBURSEMENT	40.00
BADGER METER INC.	EQUIPMENT REPAIRS & MAINTENANCE	2,738.62
BSK ASSOCIATES	EXTERNAL LAB SERVICES	920.82
CALIFORNIA CAD SOLUTIONS INC	PROF.SERVICES - ENGINEERING & TECH	5,940.00
CALIFORNIA WATER SERVICE	WATER UTILITIES	21.28
CALPERS	RETIREMENT	55,321.42
CDW GOVERNMENT, INC.	INFORMATION SYSTEMS	10,980.74
CENTRAL VALLEY CULLIGAN, INC.	DRINKING WATER, LABORATORY SUPPLIES	257.35
CWEA	MEMBERSHIPS	251.00
DAVID D. SUMAYA	FIRE EXTINGUISHER SERVICES	1,939.62
DAVID MICHEL	RETIREE HEALTH REIMBURSEMENT	319.29
DKF SOLUTIONS GROUP, LLC	PROF.SERVICES - MED & SAFETY	470.00
DOPUDJA & WELLS CONSULTING INC.	PROF.SERVICES - ENGINEERING & TECH	2,500.00
ERNEST PACKAGING SOLUTIONS	MAINT.BUILDING & GROUNDS, OFFICE SUPPLIES	422.56
FRESNO OXYGEN/BARNES WELDING	EQUIPMENT REPAIRS & MAINTENANCE	32.40
GARY HELM	RETIREE HEALTH REIMBURSEMENT	319.29
GOLDEN STATE MECHANICAL	MAINT.BUILDING & GROUNDS	3,277.07
HERITAGE-CRYSTAL CLEAN INC.	EQUIPMENT REPAIRS & MAINTENANCE	150.00
HOME DEPOT CREDIT SERVICES	EQUIPMENT REPAIRS & MAINTENANCE	74.75
JAIME RUIZ	RETIREE HEALTH REIMBURSEMENT	319.29
JAMES HORNE	RETIREE HEALTH REIMBURSEMENT	319.29
JIM OLINGER	RETIREE HEALTH REIMBURSEMENT	319.29
JIMMY GARCIA	RETIREE HEALTH REIMBURSEMENT	405.87
JOE SAUBERT INC.	MAINT.BUILDING & GROUNDS	1,057.65
KINGSBURG CHAMBER OF COMMERCE	OUTREACH	125.00
LUCERO, JULIAN	RETIREE HEALTH REIMBURSEMENT	319.29
MID VALLEY DISPOSAL	WASTE UTILITIES	840.62
MONTOY LAW CORPORATION	PROF.SERVICES - LEGAL	3,052.50
N&S TRACTOR	EQUIPMENT REPAIRS & MAINTENANCE	2,332.69
NAPA AUTO PARTS	AUTO/EQUIPMENT MAINTENANCE	520.41
NELSON'S ACE HARDWARE	MAINT.BUILDING & GROUNDS	123.46
ROBERT CURRIE	RETIREE HEALTH REIMBURSEMENT	319.29
SALLY RODRIGUEZ	RETIREE HEALTH REIMBURSEMENT	319.29
SAMPSON & SAMPSON LLP	PROF.SERVICES - ACCOUNTING	11,100.00
SANGER FENCE COMPANY INC	MAINT.BUILDING & GROUNDS	597.00
SARA J. STAUNTON	RETIREE HEALTH REIMBURSEMENT	319.29
SELMA, CITY OF	OUTREACH PHARMA KIOSK	184.88
SILVAS OIL CO. INC.	FUEL	625.69
STAPLES BUSINESS CREDIT	OFFICE SUPPLIES, OFFICE EQUIPMENT	1,192.65
STEVE JENSEN	RETIREE HEALTH REIMBURSEMENT	194.83
TELSTAR INSTRUMENTS, INC.	EQUIPMENT REPAIRS & MAINTENANCE	846.00
TERRAVERDE ENERGY LLC	PROF.SERVICES - ENGINEERING & TECH	718.75
THE BUSINESS JOURNAL	PRINTING - ADVERTISING	2,220.00
THE GAS CO	GAS UTILITIES	8.41
T-MOBILE USA INC.	COMMUNICATIONS	1,175.96
TRANSWESTERN INS ADMIN	DENTAL / VISION INSURANCE	292.90
UNWIRED BROADBAND, INC.	COMMUNICATIONS	814.98
V&N FIELD SERVICE INC	EQUIPMENT REPAIRS & MAINTENANCE	1,722.66
VESTIS	UNIFORMS, MATS, MOPS, TOWELS	1,141.72
WORKFORCE GO!	INFORMATION SYSTEMS	2,575.00

**MAS 200 Total Checks**

**\$172,483.19**

**SELMA-KINGSBURG-FOWLER  
COUNTY SANITATION DISTRICT**

**May 20, 2026**

**WARRANT LIST**

ALLIANT INSURANCE SERVICES	GENERAL INSURANCE	84.00
AMAZON CAPITAL SERVICES	OFFICE SUPPLIES, INFO SYSTEMS EXPENSE	90.74
ANDERSON & BALLOU INC.	COLLECTIONS REPAIRS & MAINTENANCE	14,900.00
AT&T MOBILITY	COMMUNICATIONS	101.98
BOOT BARN HOLDINGS INC.	SAFETY SUPPLIES	165.96
BSK ASSOCIATES	EXTERNAL LAB SERVICES	4,443.28
CALIFORNIA WATER SERVICE	WATER UTILITIES	53.20
CALPERS HEALTH	HEALTH INSURANCE	47,113.71
CDW GOVERNMENT, INC.	INFORMATION SYSTEMS EXPENSE	1,923.91
CINTAS CORPORATION NO.2	RENT & LEASE EQUIPMENT	284.42
CWEA	MEMBERSHIPS	251.00
DAVIS ENGINEERING COMPANY	EQUIPMENT REPAIRS & MAINTENANCE	415.00
E.G. BABCOCK COMPANY	MAINTENANCE BUILDINGS & GROUNDS	268.69
ERNEST C MENDES	DIRECTOR'S FEE	127.63
FERGUSON	EQUIPMENT REPAIRS & MAINTENANCE	1,785.59
FISHER SCIENTIFIC	LABORATORY SUPPLIES	143.80
GOLDEN STATE MECHANICAL	EQUIPMENT REPAIRS & MAINTENANCE	360.00
GRAINGER	SAFETY SUPPLIES	452.80
HD SUPPLY INC	EQUIPMENT REPAIRS & MAINTENANCE	874.85
HOME DEPOT CREDIT SERVICES	EQUIPMENT REPAIRS & MAINTENANCE	113.82
INTER. UNION OF OPER. ENG. #39	UNION DUES	586.59
JIMMIE AVALOS	DIRECTOR'S FEE	127.63
KINGSBURG, CITY OF	WATER UTILITIES	240.69
LAURA NORTH	DIRECTOR'S FEE	127.63
LIEBERT CASSIDY WHITMORE	PROF.SERVICES - MANAGEMENT & HUMAN RELATIONS	3,069.00
MARTIN ALEXANDER DIAZ	CERTIFICATION FEE REIMBURSEMENT	114.00
MID VALLEY DISPOSAL	WASTE UTILITIES	983.37
MIDSTATE AUTOMOTIVE EQUIPMENT COMPANY	EQUIPMENT REPAIRS & MAINTENANCE	395.00
MORGAN BROTHERS INC	PEST CONTROL	155.00
MUNIQUEP LLC	EQUIPMENT REPAIRS & MAINTENANCE	9,595.17
NAPA AUTO PARTS	EQUIPMENT REPAIRS & MAINTENANCE	367.03
NATHAN MAGSIG	DIRECTOR'S FEE	127.63
NELSON'S ACE HARDWARE	AUTO/EQUIPMENT MAINTENANCE	48.78
NEXTIVA INC.	COMMUNICATIONS	141.04
NORTH AMERICAN BENEFITS CO	LIFE INSURANCE	383.82
O'REILLY AUTO PARTS	EQUIPMENT REPAIRS & MAINTENANCE	27.78
ORTIZ, GABINO	CERTIFICATION FEE REIMBURSEMENT	238.00
PG&E	ELECTRIC UTILITIES	10,725.66
POLYDYNE, INC	CHEMICALS	29,918.81
POWER BUSINESS TECHNOLOGY LLC	OFFICE SUPPLIES	18.03
PROFESSIONAL COMMUNICATIONS NETWORK	COMMUNICATIONS	60.00
QUADIANT FINANCE USA, INC.	POSTAGE	500.00
QUINN RENTAL SERVICES	RENT & LEASE EQUIPMENT	6,048.36
RANDY CABALLERO	WELLNESS PROGRAM REIMBURSEMENT	40.00
SCOUT SPECIALTIES INC.	EQUIPMENT REPAIRS & MAINTENANCE	401.47
SELMA, CITY OF	PHARMA KIOSK OUTREACH	184.88
SILVAS OIL CO. INC.	FUEL	3,691.20
SMOKEHOUSE BAR & GRILL	OUTREACH PUBLIC WORK LUNCHEON	1,525.65
THE BUSINESS JOURNAL	PRINTING - ADVERTISING	499.50
THE COUNTY OF FRESNO	PROF.SERVICES - ACCOUNTING & FINANCE	1,441.69
TOSHIBA FINANCIAL SERVICES	COPIER LEASES	801.16
TRANSWESTERN INS ADMIN	DENTAL / VISION INSURANCE	1,098.42
VESTIS	SAFETY SUPPLIES, UNIFORMS MATS MOPS TOWELS	1,388.35
VIDEO INSPECTION SPECIALISTS	EQUIPMENT REPAIRS & MAINTENANCE	2,312.50

**MAS 200 Total Checks**

**\$151,338.22**

SELMA-KINGSBURG-FOWLER COUNTY SANITATION DISTRICT  
WARRANT LIST & SALARY AND FRINGE BENEFIT EXPENDITURE SUMMARY  
FOR THE MONTH ENDED MAY 31, 2026

SERVICE AND SUPPLIES EXPENDITURES:

WARRANT LIST ENDING	5/6/2026	\$	172,483.19
WARRANT LIST ENDING	5/20/2026	\$	151,338.22
			\$ 323,821.41

SALARIES, PERS, TAXES, & HEALTH INSURANCE EXPENDITURES

TOTAL SALARIES PERIOD ENDING:

SALARIES	5/3/2026	\$	101,811.05
EMPLOYER CONTRIBUTIONS (PERS)	5/3/2026	\$	10,208.47
EMPLOYER TAXES	5/3/2026	\$	1,321.38
HEALTH INSURANCE	5/3/2026	\$	16,750.17
			\$ 130,091.07

TOTAL SALARIES PERIOD ENDING:

SALARIES	5/17/2026	\$	101,355.36
EMPLOYER CONTRIBUTIONS (PERS)	5/17/2026	\$	10,209.28
EMPLOYER TAXES	5/17/2026	\$	1,316.63
HEALTH INSURANCE	5/17/2026	\$	16,750.17
			\$ 129,631.44

TOTAL SALARIES, PERS, TAXES, & HEALTH INSURANCE EXPENDITURES	\$	259,722.51
--	----	------------

	\$	583,543.92
--	----	------------

SKF COUNTY SANITATION DISTRICT  
 CASH ACTIVITY REPORT  
 Month: MAY  
 Fiscal Year: 2025-26

Cash Account Description	End of Month Cash Balance June 30, 2025	End of Month Cash Balance May 31, 2026
Cash in Treasury: Operations & Maintenance	\$ 6,545,183.41	\$ 9,800,244.41
Cash in Bank: Operations & Maintenance	\$ 26,443.55	\$ 116,112.11
Cash in Bank: Payroll	\$ 120,095.25	\$ 123,407.60
Petty Cash	\$ 700.00	\$ 700.00
Total Operations & Maintenance	\$ 6,692,422.21	\$ 10,040,464.12
Cash in County Treasury:Expansion	\$ 7,043,800.09	\$ 7,844,342.75
Cash in County Treasury: R&R	\$ 9,990,670.15	\$ 9,865,606.96
Cash in County Treasury:Selma	\$ 1,621,733.37	\$ 1,539,429.77
Cash in County Treasury: Selma SWRCB Reserve	\$ 279,019.26	\$ 285,369.54
Total Selma	\$ 1,900,752.63	\$ 1,824,799.31
Cash in County Treasury:Kingsburg	\$ 3,568,662.77	\$ 3,286,160.88
Cash in County Treasury:Fowler	\$ 2,106,767.76	\$ 1,802,598.40
Total Cash Balance	\$ 31,303,075.61	\$ 34,663,972.42

**MEMORANDUM**  
(June 11, 2026, Board Meeting)

To: S-K-F CSD Board of Directors  
From: Veronica Cazares, General Manager  
Date Prepared: May 15, 2026  
Prepared by: Tricia Miller, Administrative Services/Human Resources Manager

Agenda Item: 5-A  
Action: Resolution No. 2026-18

**SUBJECT**

Public Hearing on Overruling Protests and Confirming Report on Sewer Service Charges and Delinquent Sewer Service Charges for FY 2026-27.

**RECOMMENDATION**

The Board will conduct the public hearing, receive staff report and public comments, and will consider adopting Resolution No. 2026-18, A Resolution Overruling Protests and Confirming Report on Sewer Service Charges and Delinquent Sewer Service Charges for Selma-Kingsburg-Fowler County Sanitation District for Fiscal Year 2026-27.

**EXECUTIVE SUMMARY**

Resolution No. 2026-18 needs to be adopted and filed with the County of Fresno in order to approve the list of parcels and the assessments to be collected on the tax roll.

Attachment: Resolution No. 2026-18

Exempt from Recording Fees per Government Code sections 6103 and 27382

Recording requested by and when recorded mail to:

General Manager  
Selma-Kingsburg-Fowler  
County Sanitation District  
P. O. Box 158  
Kingsburg, CA 93631

---

Space above this line is for the Recorder's use.

### **RESOLUTION NO. 2026-18**

A RESOLUTION OF THE BOARD OF DIRECTORS OF THE SELMA-KINGSBURG-FOWLER COUNTY SANITATION DISTRICT OVERRULING PROTESTS AND CONFIRMING THE ANNUAL WRITTEN REPORT ON SEWER SERVICE CHARGES FOR FISCAL YEAR 2026-2027

RESOLVED, by the Board of Directors of the Selma-Kingsburg-Fowler County Sanitation District, Fresno County, California, as follows:

WHEREAS, since May 6, 1976, the Board of Directors has by ordinance elected to collect sewer charges on the tax roll pursuant to Health and Safety Code Sections 5473 and 5473.1; and

WHEREAS, on June 13, 2024, the Board of Directors adopted Ordinance No. 2024-01, An Ordinance of the Board of Directors of Selma-Kingsburg-Fowler County Sanitation District Electing to Collect Sewer Service Charges and Delinquencies on the Tax Roll; and

WHEREAS, Ordinance No. 2024-01 also directed the preparation and filing of Written Report containing a description of each parcel of real property receiving services and utilizing facilities from the District and containing the amount of service charge for each such parcel to be collected on the Tax Roll for each fiscal year; and

WHEREAS, said Written Report was prepared and filed with the Secretary of the District on May 29, 2026, and

WHEREAS, published notice was given of the date and time of the hearing in the manner as required by Health and Safety Code section 5473.1 as it appears by the affidavits of publication on file with the Secretary of said District; and

WHEREAS, said matter came on regularly for hearing on June 11, 2026, for the Board to receive the Written Report and consider any objections or protest to the Written Report; and

WHEREAS, all written protests and other written communications were publicly read at said meeting and all persons desiring to be heard were duly heard.

NOW, THEREFORE, the Board of Directors of Selma Kingsburg Fowler Sanitation District resolves as follows:

1. The foregoing recitals are true and correct and incorporated by reference.
2. The public hearing on the Written Report was duly noticed and held in accordance with law.
3. The objections to and protests against said report were not made by the owners of a majority of the separate parcels of property described in the Written Report against which charges for services and facilities provided by the District were specified.
4. All objections to and protests against said report have been heard by this Board and that said objections and protests by, and each of them is hereby, overruled.
5. The Written Report is hereby adopted in full without revision, change, reduction or modification of any charge specified therein, and that said charges shall be collected on the Tax Roll of the County of Fresno, in the manner provided by law.
6. The Secretary of this District is directed to file with the County Auditor of the County of Fresno, in a timely manner as set by the County of Fresno, a copy of said Report, upon which shall be endorsed over her signature a statement that the report has been finally adopted by the Board of Directors of the Selma-Kingsburg-Fowler County Sanitation District.
7. The County Auditor of Fresno County shall, upon receipt of said report, enter the amounts of the charges against the respective lots of parcels as they appear on the assessment roll for the Fiscal Year 2026-2027.
8. This resolution is effective upon adoption.

**CERTIFICATION**

The foregoing resolution was adopted on June 11, 2026, on a motion duly made, seconded, and approved by unanimous voice vote:

DIRECTOR MAGSIG \_\_\_\_\_  
DIRECTOR NORTH \_\_\_\_\_  
DIRECTOR AVALOS \_\_\_\_\_  
VICE CHAIRWOMAN GILL \_\_\_\_\_  
CHAIRMAN MENDES \_\_\_\_\_

WHEREUPON, the Chairman declared the foregoing resolution adopted, and SO ORDERED.

\_\_\_\_\_  
Veronica Cazares, General Manager/  
Secretary of the Board of Directors  
SELMA-KINGSBURG-FOWLER  
COUNTY SANITATION DISTRICT

## MEMORANDUM

(June 11, 2026, Board Meeting)

To: S-K-F CSD Board of Directors  
From: Veronica Cazares, General Manager  
Date Memo Prepared: June 6, 2026

Agenda Item: 6-A  
Action: Motion

### **SUBJECT**

OPTERRA ENERGY SERVICES (OPTERRA), Year Five Report, Completion of Performance Guarantee, and Battery Storage Systems Status (BESS)

### **RECOMMENDATION**

- 1) Receive the Five-Year Report
- 2) Approve Second Amendment to Energy Services Contract and authorize General Manager to execute the Second Amendment.

### **EXECUTIVE SUMMARY**

The Board will receive the year five report (March 2023 to Feb 2024) for the photovoltaic and Battery Energy Storage System (BESS) project. The Year Five guaranteed shortfall is \$85,364. This Year Five report completes the contract's measurement and verification period and is used to project the Guarantee Savings for years 6-25.

OPTERRA can no longer provide operation and maintenance services for the BESS portion of the project. The BESS is no longer supported by the manufacturer. OPTERRA has offered 100% buyout of the BESS guarantee for years 6-20.

The Guarantee Shortfall is made up of:

- Year 5 shortfall: \$85,364
- Years 6–25 shortfall (NPV @ 10%): \$589,172
- Total proposed buyout: \$674,536

The years 6-25 shortfall is calculated as the net present value using a 10% discount rate (Amendment No. 1 of Contract).

The SGIP was guaranteed at 80% of \$494,480 as described in Amendment No. 1. The District received \$427,885.49, meeting Opterra's SGIP guarantee.

The Board is asked to consider Amendment No. 2 to the Energy Services Contract. In the Amendment No. 2 OPTERRA has offered the District a lump sum amount of \$674,536 for the "BESS Guarantee Buyout". OPTERRA will continue providing operation and maintenance for the solar generation facilities, with costs reduced to reflect the removal of BESS-related services. The BESS was maintained by OPTERRA through the measurement period and has been out of service since June 2025.

Memo 2026-23

The proposed BESS Guarantee Buyout provides the District with a defined lump-sum buyout, due to the system not working properly and that is no longer supported by the manufacturer. The District will receive the guaranteed savings for years 6 through 20 at a net present value using a discount value of 10%, eliminates the operational and safety risks associated with attempting to maintain or operate an unsupported battery system, and allows Opterra to focus resources on the solar facilities that will continue to be maintained under the amended agreement. It is important to note that in general the solar production meets or exceeds design output without BESS.

The District has reviewed options to operate the BESS locally; however, operating without manufacturer support or parts presents challenges to the District. A big concern has been the risk of fire safety hazards which other jurisdictions have experienced. Technology continues to improve and the funds received could be earmarked for future battery enhancements.

Attachments: Opterra Energy Service, 1) Cover Letter, 2) Amendment 2, 3) Five Year Reconciliation Report

**OPTERRA Energy Services**  
12980 Foster Street, Suite 400  
Overland Park, KS 66213

**Edward Jakimzak**  
Director, Performance Services  
Tel: 714-482-5182  
[ejakimzak@opterraenergy.com](mailto:ejakimzak@opterraenergy.com)

April 28, 2026

Veronica Cazares  
General Manager  
Selma-Kingsburg-Fowler CSD  
11301 E Conejo Ave  
Kingsburg, CA 93631

RE: Second Amendment to Energy Services Contract

Dear Ms. Cazares:

We value our relationship with the Selma-Kingsburg-Fowler County Sanitation District (SKF) and appreciate the trust you have placed in OPTERRA. We are writing to inform you of an important update regarding our ability to support the Battery Energy Storage System (BESS) at WWTP.

The original manufacturer of the BESS (Princeton Power) has become insolvent and has ceased operations. As a result, critical replacement parts and components are no longer available through any reliable or authorized sources. Despite our efforts to explore alternative supply options, we cannot obtain parts in a manner that would allow us to continue providing support that meets our standards for reliability, safety, and service quality.

Because of this, OPTERRA will be unable to provide ongoing support or maintenance for the BESS effective immediately. This decision was not made lightly, but continuing support without access to manufacturer-approved parts would expose our clients to unacceptable operational and reliability risks.

Our priority is to minimize the impact of this change and support you through a smooth transition. To that end, we are prepared to:

- Buy out the remaining years of the contract savings guarantee in the amount of \$674,536. In accordance with the contract, this amount has been calculated as the sum of: (1) the savings shortfall for contract year 5, and (2) the net present value (NPV) of the shortfall calculated for years 6 through 25.
- Reduce the on-going Annual Maintenance Fee by \$13,200, retroactive to March 2025. The reduction amount reflects the portion of the fee associated with BESS O&M.



Thank you for your understanding and continued partnership. We remain committed to supporting SKF with all your solar PV needs and look forward to working with you on future solutions that are sustainable and well-supported long term.

Sincerely,

OPTERRA Energy Services LLC  
Ed Jakimzak  
Director, Performance Services

cc: Gary Reams, OPTERRA Energy Services  
cc: Jake Stewart, OPTERRA Energy Services

**SECOND AMENDMENT TO  
ENERGY SERVICES CONTRACT**

This Second Amendment to Energy Services Contract (“**Second Amendment**”) is entered into as of May \_\_, 2026 between OPTERRA Energy Services, LLC (“**Opterra**”) and Selma-Kingsburg-Fowler County Sanitation District (“**District**”).

1. Background and Purpose. Opterra and District entered into that certain Energy Services Contract dated as of October 13, 2016, as amended by First Amendment to Energy Services Contract dated as of February 23, 2017 (as amended, the “**Contract**”). Opterra and District desire to amend the Contract as set forth herein. Capitalized terms not defined herein shall have the meanings ascribed to them in the Contract.

2. Amendments to the Contract.

a. Battery Storage Systems Offline. Due to manufacturer insolvency, the Battery Storage Systems have been offline and Opterra can no longer service or guarantee performance of these Battery Storage Systems. Therefore, Opterra will pay District a BESS savings guarantee buyout in the amount of Six Hundred Seventy Four Thousand Five Hundred Thirty-Six Dollars (\$674,536.00) (“**BESS Guarantee Buyout**”). Payment of the BESS Guarantee Payout shall be within forty-five (45) days of the execution of this Second Amendment and upon receipt thereof, Opterra will have no further obligations with regard to the Battery Storage Systems.

b. Attachment E. Attached hereto as Exhibit 1 is the final Energy Savings Report for Year 5 (“**Final Energy Savings Report**”), pursuant to which Opterra has calculated the net present value of the Guarantee Shortfall (“**NPV Guarantee Payment**”) in accordance with Attachment E to the Contract. Upon payment of the NPV Guarantee Payment by Opterra to District, Attachment E shall terminate and be of no further force or effect.

c. Attachment F. Attachment F to the Contract is hereby deleted in its entirety and replaced with new “**Attachment F – Maintenance Services**” which removes the Battery Storage Systems, attached hereto.

3. No Other Changes. Except as set forth in this Amendment, no other modifications are being made to the Contract and the Contract shall remain in full force and effect.

4. Counterparts. This Amendment may be executed in multiple counterparts, and counterpart signature pages may be assembled to form a single, fully executed document.

**OPTERRA Energy Services, LLC**

**Selma-Kingsburg-Fowler County  
Sanitation District**

By: \_\_\_\_\_  
Name:  
Title:

By: \_\_\_\_\_  
Name:  
Title:

**EXHIBIT 1**

**FINAL ENERGY SAVINGS REPORT**

*[See attached PDF]*

**ATTACHMENT F**  
**MAINTENANCE SERVICES**

Opterra will perform preventive maintenance services (“Maintenance Services”) as set forth in this Attachment F with respect to Generating Facilities being constructed on District’s property at the following Project Locations:

Site Location		
Site A	Address: 11301 E Conejo Ave, Kingsburg, CA 93631	Solar Shade Structure
Site B	Address: 11301 E Conejo Ave, Kingsburg, CA 93631	Ground Mount Structure

Capitalized terms used in this Attachment F and not defined in the Contract, have the meanings set forth below:

I. Definitions

“Annual Maintenance Fee” means a fee payable annually in advance by District to Opterra, in consideration of the provision of up to twenty (20) years of Maintenance Services, as set forth below.

Measurement Period	Annual Maintenance Fee
1	completed
2	completed
3	completed
4	completed
5	completed
6	completed
7	\$67,106.44
8	\$68,784.10
9	\$70,503.70
10	\$72,266.30
11	\$74,072.95
12	\$75,924.78
13	\$77,822.90

14	\$79,768.47
15	\$81,762.68
16	\$83,806.75
17	\$85,901.92
18	\$88,049.46
19	\$90,250.70
20	\$92,506.97

II. Term

Opterra will provide the Maintenance Services, as described herein, up to twenty (20) years from the M&V Commencement Date, unless terminated earlier pursuant to terms of this Attachment F (the “Maintenance Term”).

III. Annual Maintenance Fee; Reporting

The Annual Maintenance Fee is set forth in the Table above.

Annual Maintenance Fees will be invoiced by Opterra on the first day of the corresponding Measurement Period. District, or its designee, will pay Opterra such Annual Maintenance Fee, without any retention amount withheld, within thirty (30) calendar days after its receipt of the corresponding invoice. Any failure to timely pay the Annual Maintenance Fee in accordance with this Attachment F and after an additional notice and an opportunity to cure of ten (10) calendar days, will be a material default by District, and Opterra, in addition to any other legal, contractual and equitable remedies available to it, will have no obligation thereafter to provide Maintenance Services. If Maintenance Services cease pursuant to the method in this paragraph, the Parties shall have no further liability to one another for Maintenance Services, and the Maintenance Term will be immediately terminated.

The Annual Maintenance Fee is not refundable for any reason.

Upon completion of any maintenance or repair work, Opterra will update service logs detailing the work performed, location and any notes relevant to safe and efficient operations. These service logs will be compiled and submitted to District on a quarterly basis.

IV. Preventive Maintenance Services Provided

Opterra will provide the following Maintenance Services during the term:

Annual Solar PV

- a. Inspection: Inspect PV modules, combiner boxes, inverters, isolation transformers, and PV service roof penetrations and support structure on an annual basis.
- b. Testing: Perform voltage testing, amperage testing, and infrared scans of inverters, combiner boxes, disconnects and switchgear on an annual basis.

c. Monitoring: Monitor system performance on a daily basis.

d. Cleaning:

- i. Remove dust, dirt, and debris from outside cabinets of combiner boxes, inverters, transformers, and disconnect switches on an annual basis.
- ii Wash PV modules and remove accumulated dust and debris for optimal system performance on an annual basis.

#### V. Repair Services

- a. During the Maintenance Services Term, if a Generating Facility is damaged not due to the fault of Opterra, District may request that Opterra provide repairs as required to restore the Generating Facilities to normal operating parameters or to replace deteriorated, damaged, parts and equipment. If so requested by District, District will compensate Opterra for such repairs/replacement on a time and material basis, with Opterra providing back-up cost detail for actual, reasonable costs including reimbursable expenses, multiplied by 1.15. Opterra will invoice District for these repair services immediately upon completion of the work with payment due thirty (30) calendar days after invoice receipt.
- b. “Repairs” will include any of the following as necessary: Procuring parts or materials, removing damaged or out of specifications parts or materials, installing repaired or replacement parts or materials, and testing.

#### VI. Warranty Services

The Opterra Operations & Maintenance Manager will also be District’s point of contact for (1) all issues related to the Opterra Warranty, and (2) in accordance with Section 3.07B of the General Conditions, all issues related to applicable extended manufacturer’s warranties during the Maintenance Term. The terms and conditions of the relevant manufacturer’s warranties can be found in the operation and maintenance manuals delivered to District at Substantial Completion or Final Completion, as applicable.

#### VII. Services and Equipment to Be Covered By District

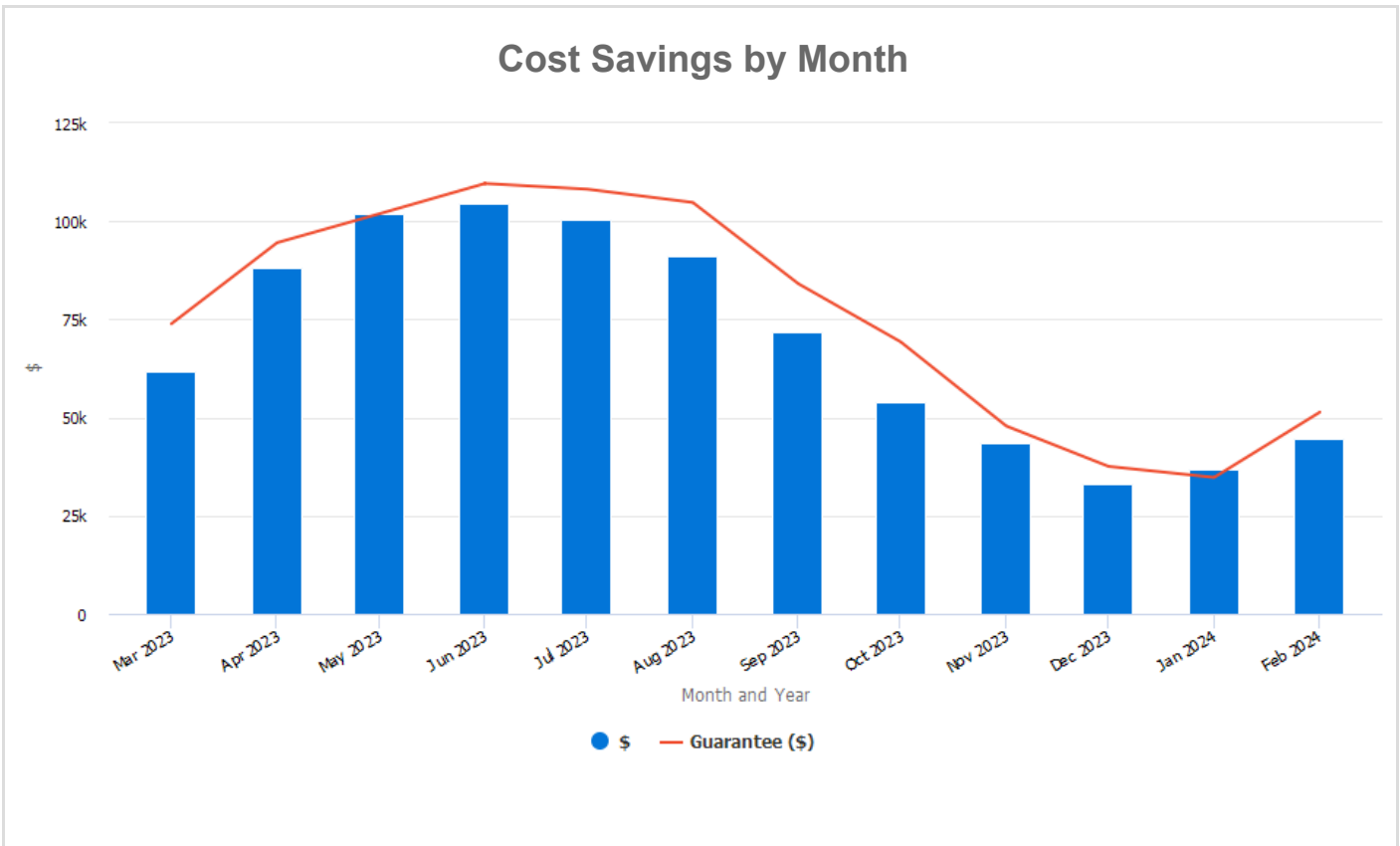
Opterra’s obligations under this Attachment F are expressly conditioned upon District’s payment of the Annual Maintenance Fee and providing and being responsible for the following, without cost to Opterra:

- a. Making the Generating Facilities described herein available to Opterra as of the Contract Effective Date.
- b. Maintaining all landscaping in and around Generating Facilities including tree trimming.
- c. Allowing Opterra and its personnel access as necessary to the Generating Facilities and any related areas that may be reasonably necessary for performance of the Maintenance Services, including reasonable work, parking, and equipment staging areas.
- d. Allowing Opterra and its personnel to access electrical power and other utilities then existing at the Generating Facilities as necessary for Opterra to satisfy its obligations under the Contract.

- e. Remediating, pursuant to Applicable Law, any known Hazardous Substances encountered by Opterra during the performance of the Maintenance Services which Hazardous Substances were not deposited by Opterra, including any backfill with clean soil as may be reasonably required.
- f. Insuring the Generating Facilities against loss due to acts of God and the public enemy; flood, earthquake, tornado, storm, fire; civil disobedience, sabotage, and vandalism.
- g. Opterra will have no obligation to provide the Maintenance Services to the extent such provision of Maintenance Services is materially adversely affected by District's failure to satisfy the conditions set forth in this Attachment F. Before ceasing Maintenance Services according to this paragraph, Opterra will provide written notice to District of potential cessation of Maintenance Services, and provide District with thirty (30) calendar days to cure. If Maintenance Services cease pursuant to this paragraph, the Parties shall have no further liability to one another for Maintenance Services.

Under a performance-based Energy Services Contract, Opterra Energy Services installed Solar Photovoltaic Systems in two locations, a Battery Energy Storage System at the Wastewater Plant, various indoor and outdoor lighting efficiency retrofits, and an assortment of HVAC system retrofits for the Selma-Kingsburg-Fowler Wastewater Treatment Plant. Opterra has guaranteed energy savings in dollars (\$) from the project for 25 years in accordance with the Energy Services Contract, which was adopted by the Board of Directors on October 13, 2016, and the First Amendment to the Energy Services Contract dated February 23, 2017. This report summarizes the annual performance of the program as a whole as well as individual components that make up the program.

Reporting Period:  
 Year 5  
 March 2023 through February 2024



1 Month (Month and Year) : 3/1/2023 12:00 AM - 2/29/2024 11:59 PM

For Year 5, the Actual PV Production was 4,533,205 kWh for Cost Savings of \$772,911. The Year 5 Projected PV Production was 4,554,720 kWh.

The Year 5 BESS savings were \$32,542, while the lighting and HVAC savings were \$19,415. The fifth SGIP disbursement SKF received was \$7,476.

The Total Program Savings for Year 5 were \$832,344. This falls short of the guaranteed savings of \$917,708 by \$85,364.

We've included a Proxy calculation in the last page of this report reconciling the remaining Years 6 thru 25. Please review the report and sign the Guarantee Reconciliation Report Acceptance at the end of the report as this completes the performance guarantee.

Monthly Project Performance Savings

From Timestamp	BESS Max Demand (\$)	Administration PV Production (\$)	BESS Summer Max Peak kW (\$)	BESS Summer Off Peak kWh (\$)	BESS Summer Part Peak kW (\$)	BESS Summer Part Peak kWh (\$)	BESS Summer Peak kWh (\$)	BESS Winter Off Peak kWh (\$)	BESS Winter Part Peak kW (\$)	BESS Winter Part Peak kWh (\$)	HVAC Retrofit Savings (\$)	Lighting Savings (\$)	SGIP Incentive (\$)	South WWTP PV Production (\$)	Guaranteed Savings (\$)
3/1/2023 12:00:00 AM	3,646.31	773.46	0.00	0.00	0.00	0.00	0.00	-180.85	7.09	24.78	329.70	1,288.20	623.02	55,234.07	73,888.78
4/1/2023 12:00:00 AM	1,340.10	888.51	0.00	0.00	0.00	0.00	0.00	-122.90	0.00	-35.49	329.70	1,288.20	623.02	83,859.91	94,535.61
5/1/2023 12:00:00 AM	233.74	1,220.69	-5.13	-79.35	-130.70	-55.94	-115.29	0.00	0.00	0.00	329.70	1,288.20	623.02	98,442.69	101,892.98
6/1/2023 12:00:00 AM	5,531.79	1,143.99	0.00	-55.60	-108.34	-5.28	-89.54	0.00	0.00	0.00	329.70	1,288.20	623.02	96,026.45	109,606.41
7/1/2023 12:00:00 AM	2,508.79	1,089.34	-3.42	-61.02	0.00	-29.30	-235.45	0.00	0.00	0.00	329.70	1,288.20	623.02	94,896.72	108,165.62
8/1/2023 12:00:00 AM	3,911.21	989.45	-3.42	-34.31	-29.81	-58.34	-208.79	0.00	0.00	0.00	329.70	1,288.20	623.02	84,459.39	104,783.94
9/1/2023 12:00:00 AM	0.00	835.25	0.00	-26.58	-1.15	-57.60	-97.80	0.00	0.00	0.00	329.70	1,288.20	623.02	69,079.44	84,064.67
10/1/2023 12:00:00 AM	0.00	603.73	229.14	-21.09	-74.52	-97.22	-43.15	0.00	0.00	0.00	329.70	1,288.20	623.02	51,073.02	69,273.57
11/1/2023 12:00:00 AM	2,726.94	498.72	0.00	0.00	0.00	0.00	0.00	-93.68	3.16	-4.45	329.70	1,288.20	623.02	38,269.92	47,832.29
12/1/2023 12:00:00 AM	3,412.57	361.40	0.00	0.00	0.00	0.00	0.00	-94.05	7.69	64.89	329.70	1,288.20	623.02	27,072.25	37,551.23
1/1/2024 12:00:00 AM	6,887.47	407.65	0.00		0.00			-14.12	7.13	-96.58	329.70	1,288.20	623.02	27,488.69	34,753.16
2/1/2024 12:00:00 AM	4,456.60	576.82	0.00		0.00			-99.02	11.55	0.44	329.70	1,288.20	623.02	37,619.89	51,359.74
	34,655.52	9,389.01	217.17	-277.95	-344.52	-303.68	-790.02	-604.62	36.62	-46.41	3,956.40	15,458.40	7,476.24	763,522.44	917,708.00

1 Month (Month and Year) : 3/1/2023 12:00 AM - 2/29/2024 11:59 PM

# Photovoltaic System Performance

South Wastewater Treatment Plant

System Description:  
2,446 kWp - 2,000 kWac

2 Solectria 750 kW Inverters, 1 Solectria 500 kW Inverter  
Ground Mounted, Single Axis Tracking System

## Actual PV Production Compared to Projected PV Production



Period : 3/1/2023 12:00 AM - 2/29/2024 11:59 PM

**Notes:**

Actual: the actual electricity production by the photovoltaic system.

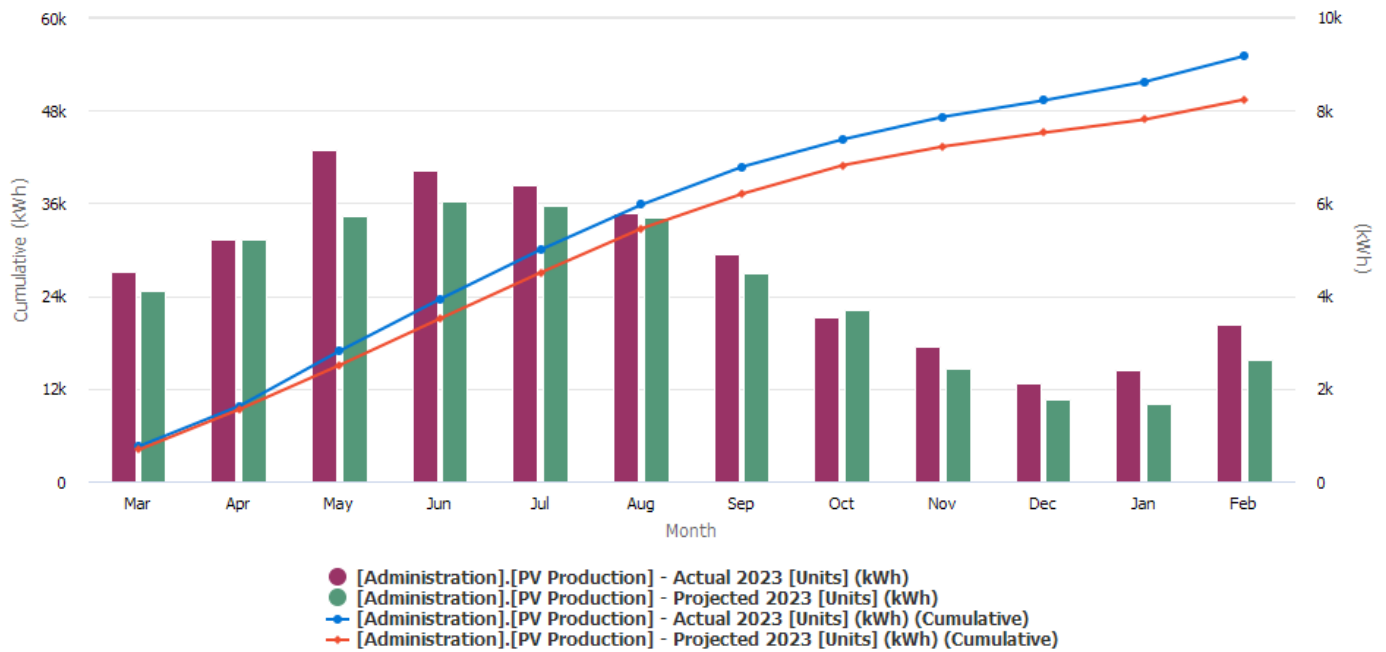
Projected: the electricity predicted by the solar model using 30-year average weather data.

## Administration Building

System Description:  
37.9 kWp - 28.0 kWac

2 Solectria 14 kW Inverters  
Canopy Mounted, Fixed System

### Actual PV Production Compared to Projected PV Production



Period : 3/1/2023 12:00 AM - 2/29/2024 11:59 PM

#### Notes:

Actual: the actual electricity production by the photovoltaic system.

Projected: the electricity predicted by the solar model using 30-year average weather data.

## Monthly PV Production for All Sites

From Timestamp	Administration Canopy (kWh)	Ground Mount Tracker (kWh)
3/1/2023 12:00:00 AM	4,536.5	323,953.5
4/1/2023 12:00:00 AM	5,211.2	491,847.0
5/1/2023 12:00:00 AM	7,159.5	577,376.5
6/1/2023 12:00:00 AM	6,709.6	563,205.0
7/1/2023 12:00:00 AM	6,389.1	556,579.0
8/1/2023 12:00:00 AM	5,803.2	495,363.0
9/1/2023 12:00:00 AM	4,898.8	405,158.0
10/1/2023 12:00:00 AM	3,540.9	299,548.5
11/1/2023 12:00:00 AM	2,925.0	224,457.0
12/1/2023 12:00:00 AM	2,119.6	158,781.5
1/1/2024 12:00:00 AM	2,390.9	161,224.0
2/1/2024 12:00:00 AM	3,383.1	220,644.5
	55,067.4	4,478,137.5

1 Month (Month and Year) : 3/1/2023 12:00 AM - 2/29/2024 11:59 PM

# Non-Measured Retrofit Performance



## LED Lighting Retrofit

### System Description:

Fluorescent, High Pressure Sodium, and Metal Halide Lighting systems in 22 buildings and outdoors were retrofitted or replaced with LED lighting sources.

This work has resulted in 88,536 kWh in savings annually or 7,378 kWh per month.

## HVAC System Retrofits

### System Description:

HVAC System replacements occurred in 4 buildings and included 3 Packaged Systems, 5 Furnaces, 5 Condensing Units, and two Evaporative Coolers.

This work has resulted in 22,660 kWh in savings annually or 1,888.33 kWh per month.

SGIP (Self Generation Incentive Program) Savings accrue from the installation of the Battery Energy Storage System.

## Monthly Non-Measured Savings Summary

From Timestamp	HVAC Retrofit Savings (\$)	Lighting Savings (\$)	SGIP Incentive (\$)
3/1/2023 12:00:00 AM	329.70	1,288.20	623.02
4/1/2023 12:00:00 AM	329.70	1,288.20	623.02
5/1/2023 12:00:00 AM	329.70	1,288.20	623.02
6/1/2023 12:00:00 AM	329.70	1,288.20	623.02
7/1/2023 12:00:00 AM	329.70	1,288.20	623.02
8/1/2023 12:00:00 AM	329.70	1,288.20	623.02
9/1/2023 12:00:00 AM	329.70	1,288.20	623.02
10/1/2023 12:00:00 AM	329.70	1,288.20	623.02
11/1/2023 12:00:00 AM	329.70	1,288.20	623.02
12/1/2023 12:00:00 AM	329.70	1,288.20	623.02
1/1/2024 12:00:00 AM	329.70	1,288.20	623.02
2/1/2024 12:00:00 AM	329.70	1,288.20	623.02
	3,956.40	15,458.40	7,476.24

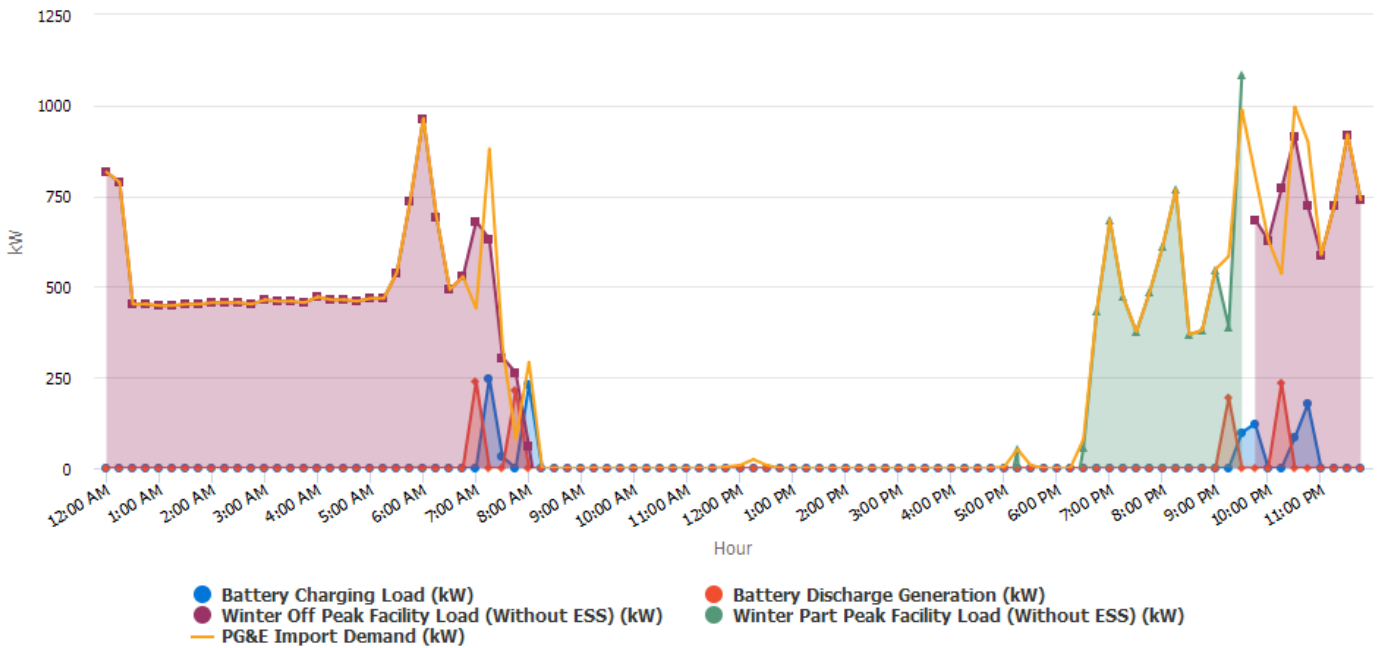
1 Month (Month and Year) : 3/1/2023 12:00 AM - 2/29/2024 11:59 PM

## Monthly Maximum PG&E Demand

From Timestamp	South WWTP.Peak PGE Demand Occurrence (kW)
3/1/2023 12:00:00 AM	1,008
4/1/2023 12:00:00 AM	1,132
5/1/2023 12:00:00 AM	1,004
6/1/2023 12:00:00 AM	716
7/1/2023 12:00:00 AM	708
8/1/2023 12:00:00 AM	756
9/1/2023 12:00:00 AM	1,100
10/1/2023 12:00:00 AM	1,008
11/1/2023 12:00:00 AM	1,036
12/1/2023 12:00:00 AM	1,000
1/1/2024 12:00:00 AM	1,008
2/1/2024 12:00:00 AM	952

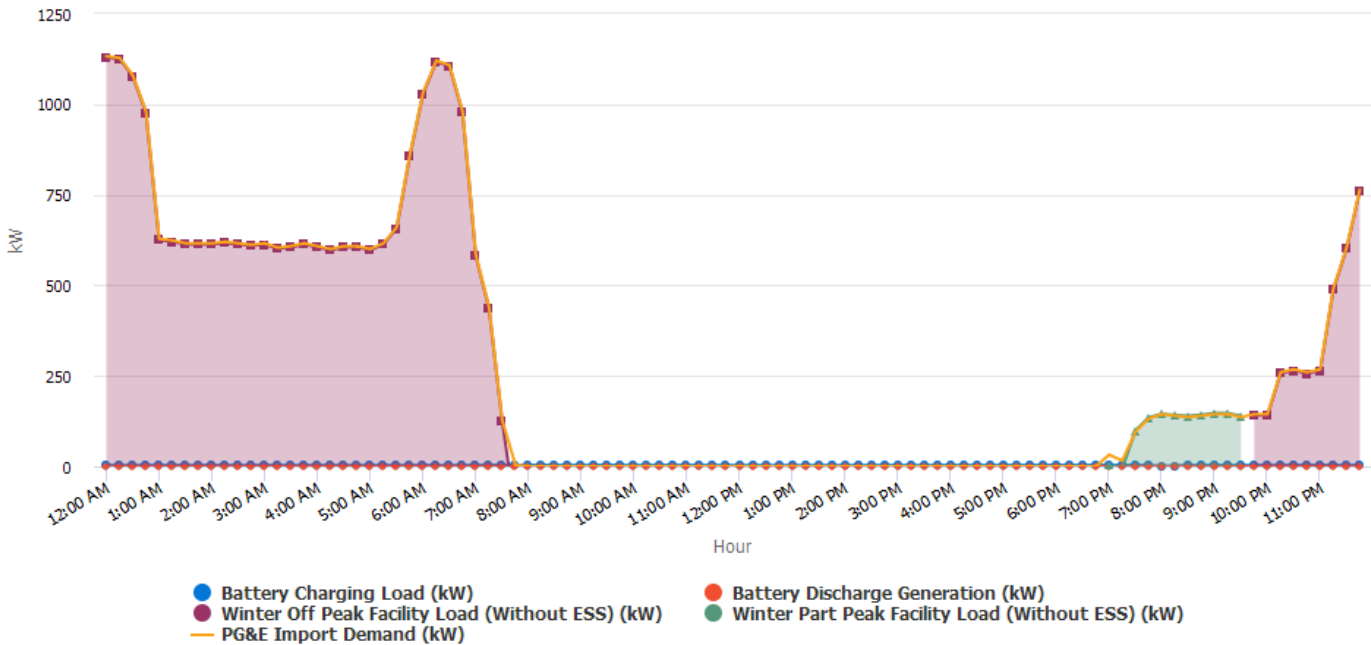
1 Month (Month and Year) : 3/1/2023 12:00 AM - 2/29/2024 11:59 PM

## March 2023



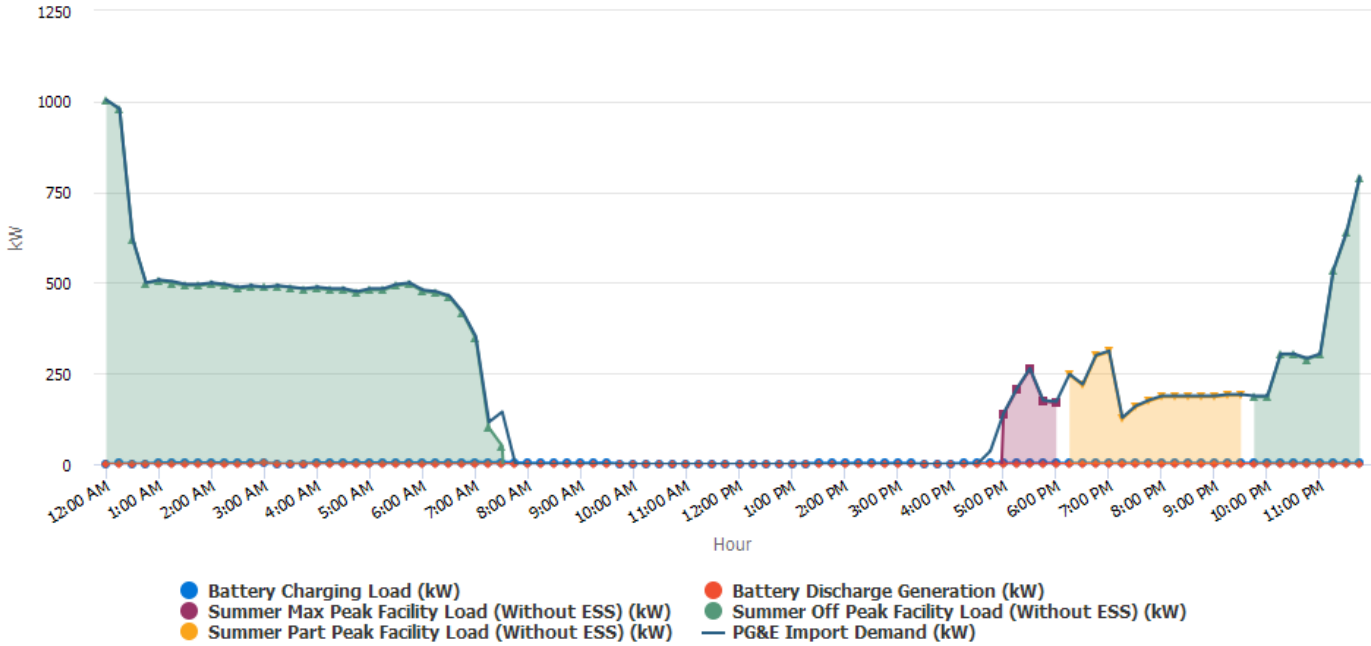
Quarter Hour : 3/16/2023 12:00 AM - 3/16/2023 11:59 PM

### April 2023



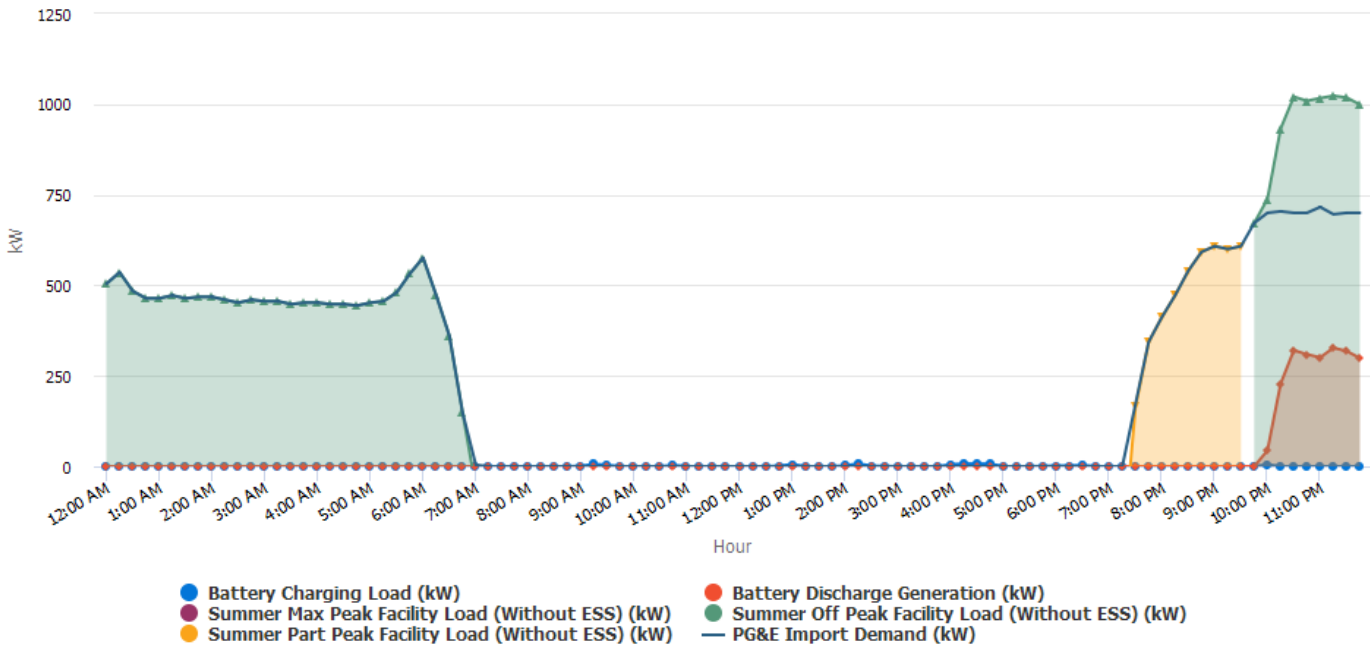
Quarter Hour : 4/20/2023 12:00 AM - 4/20/2023 11:59 PM

### May 2023



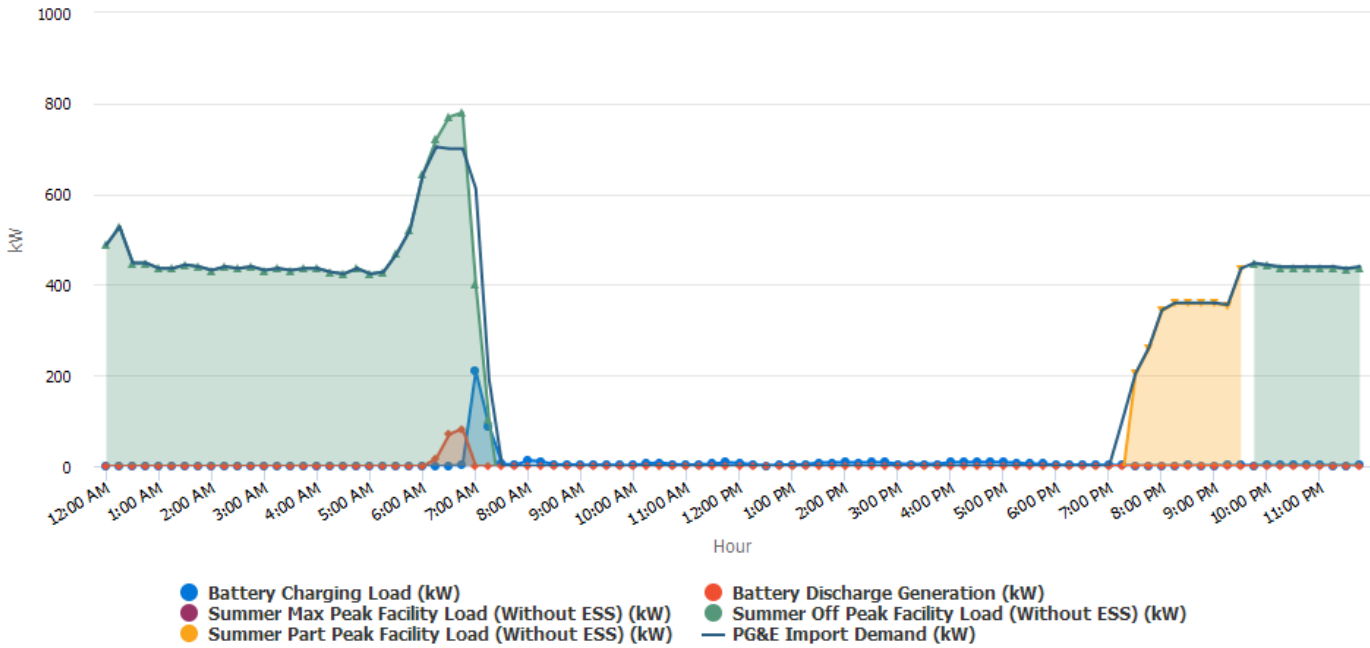
Quarter Hour : 5/1/2023 12:00 AM - 5/1/2023 11:59 PM

## June 2023



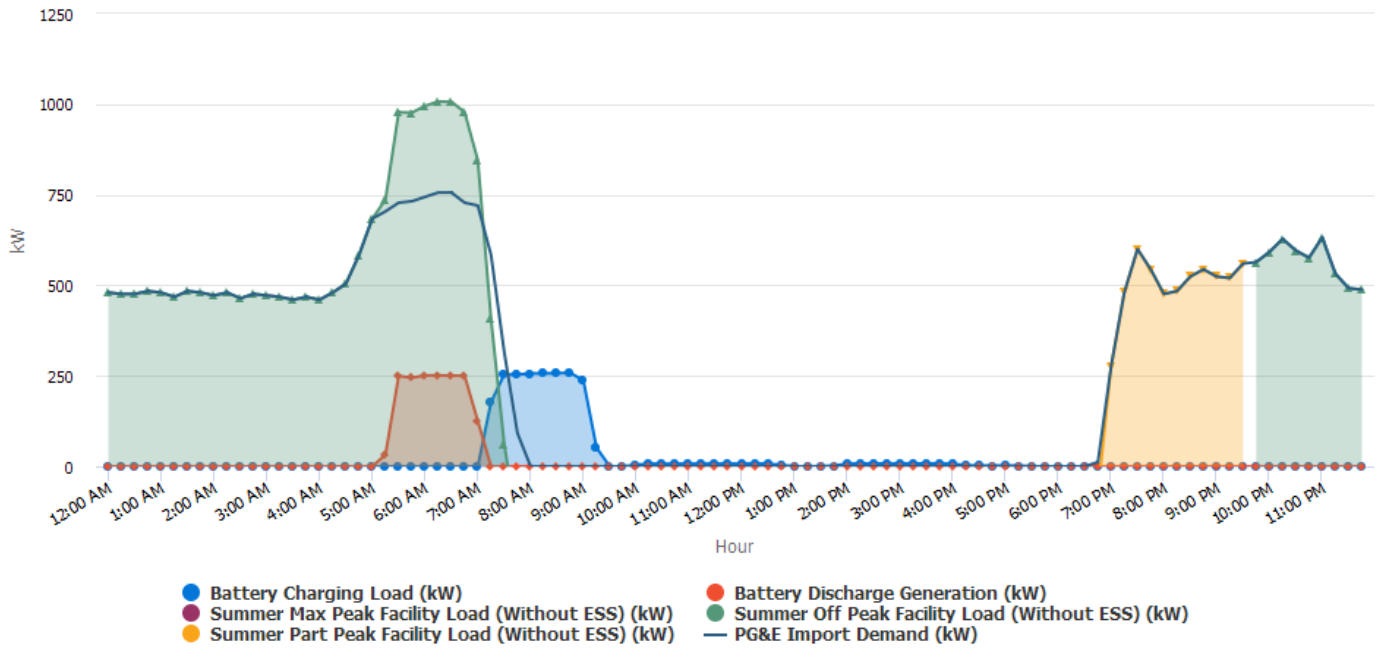
Quarter Hour : 6/15/2023 12:00 AM - 6/15/2023 11:59 PM

## July 2023



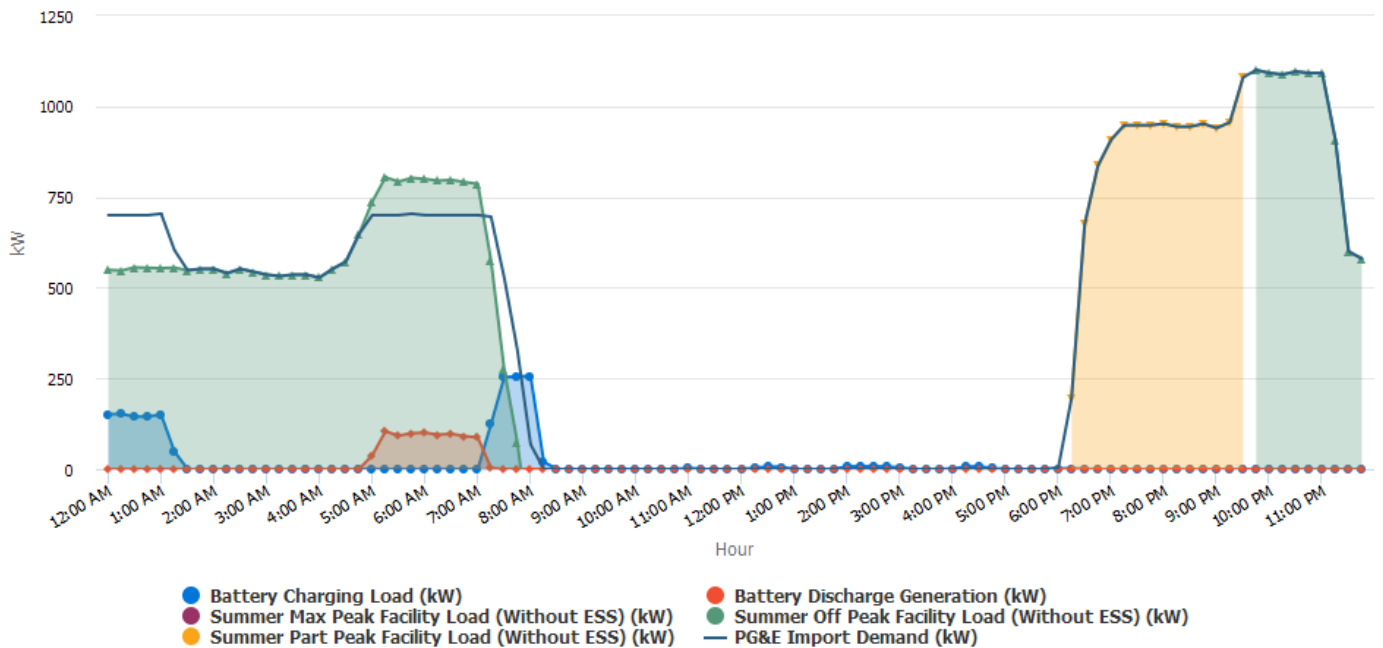
Quarter Hour : 7/28/2023 12:00 AM - 7/28/2023 11:59 PM

## August 2023



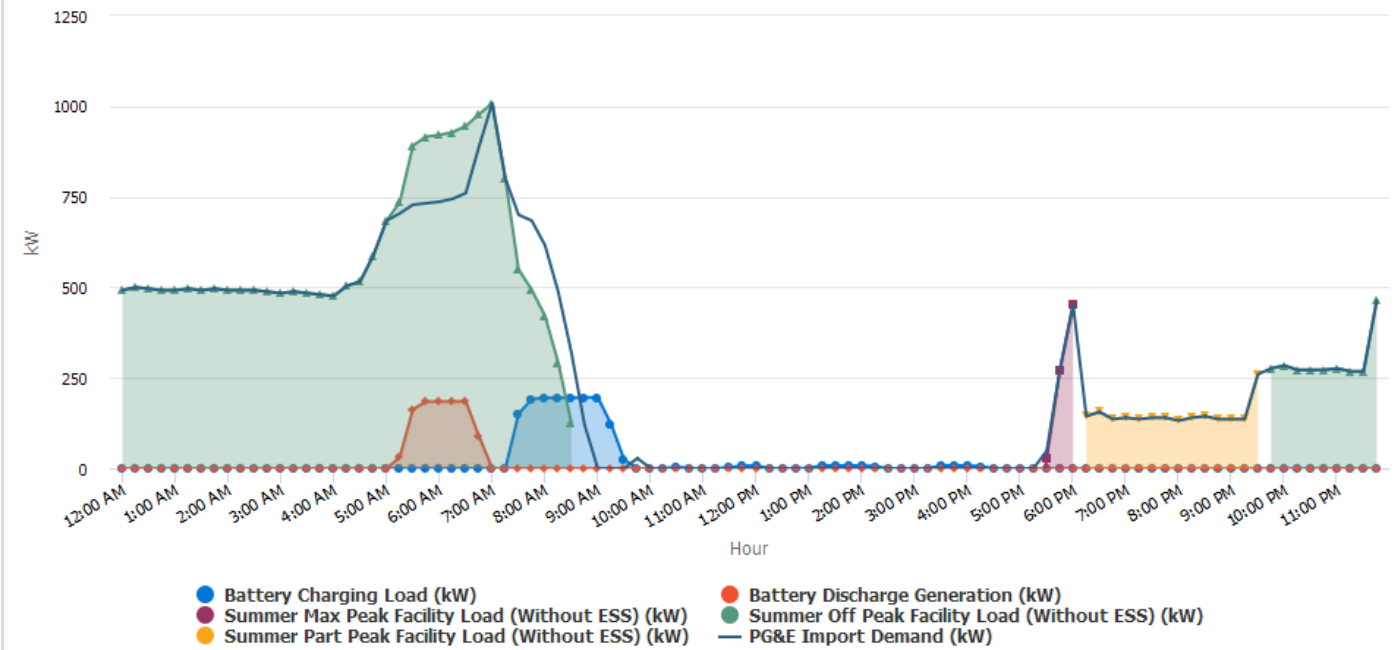
Quarter Hour : 8/31/2023 12:00 AM - 8/31/2023 11:59 PM

## September 2023



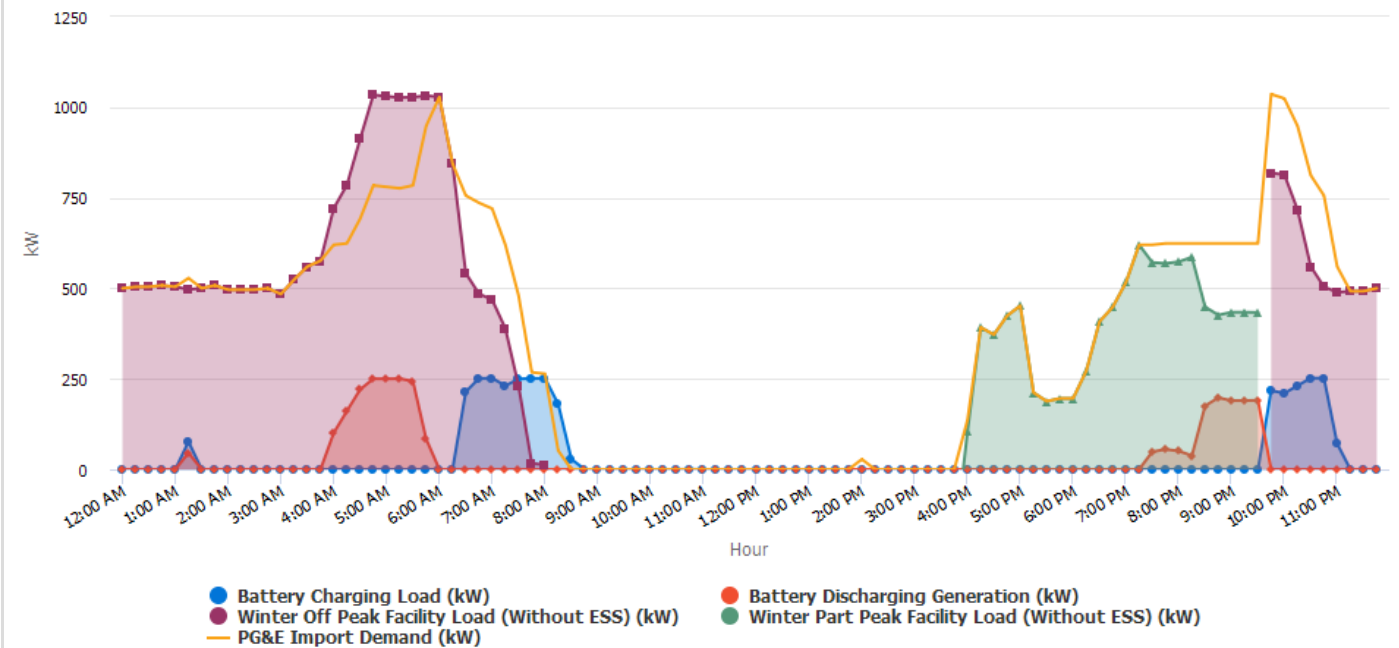
Quarter Hour : 9/14/2023 12:00 AM - 9/14/2023 11:59 PM

## October 2023



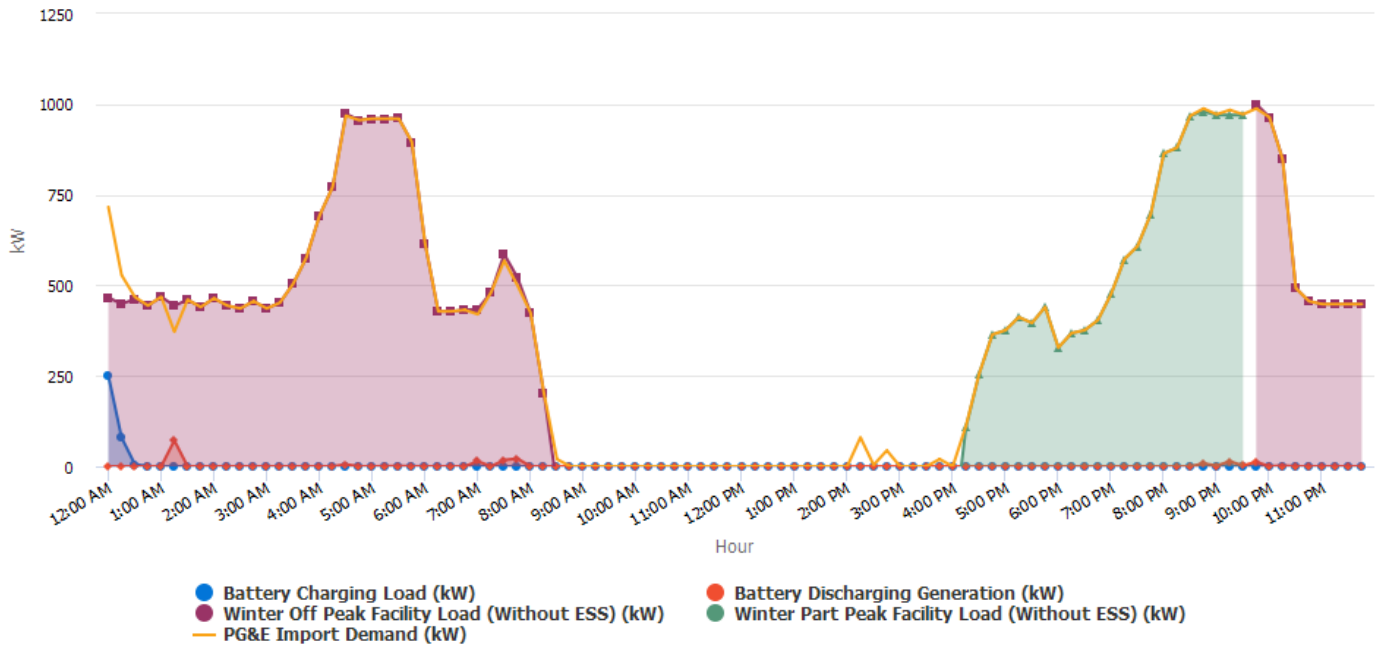
Quarter Hour : 10/20/2023 12:00 AM - 10/20/2023 11:59 PM

## November 2023



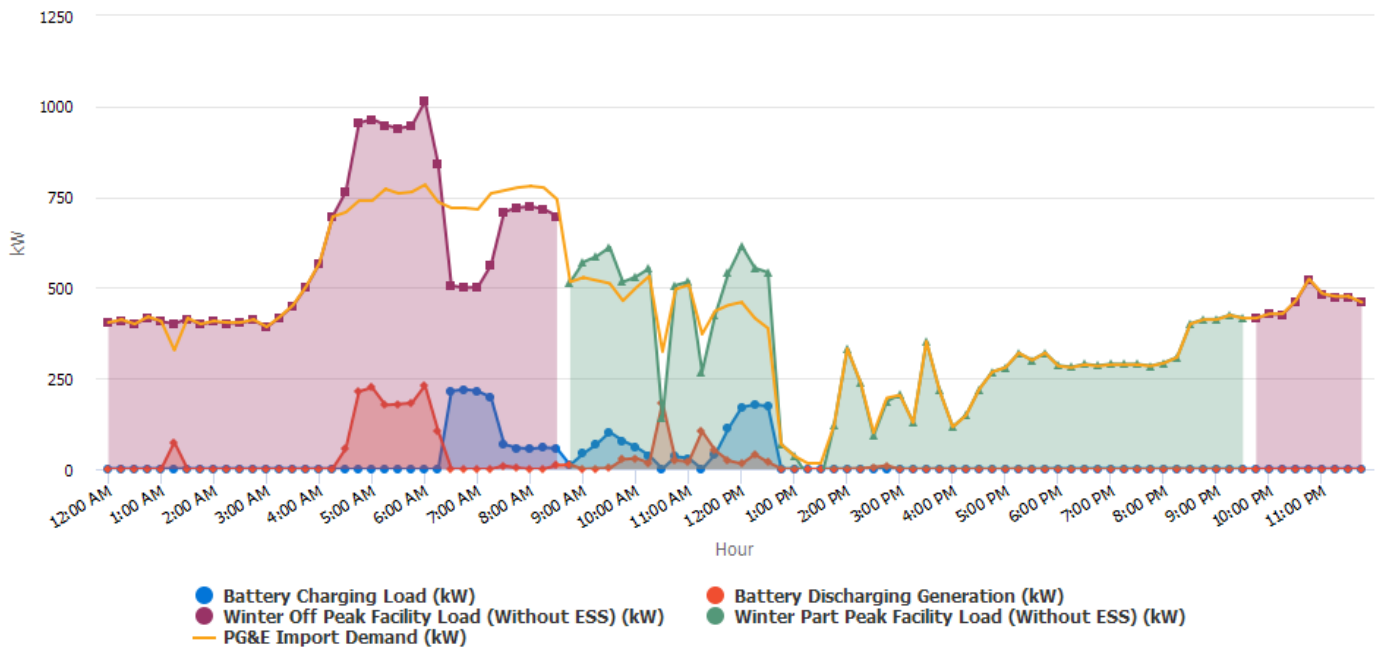
Quarter Hour : 11/21/2023 12:00 AM - 11/21/2023 11:59 PM

## December 2023



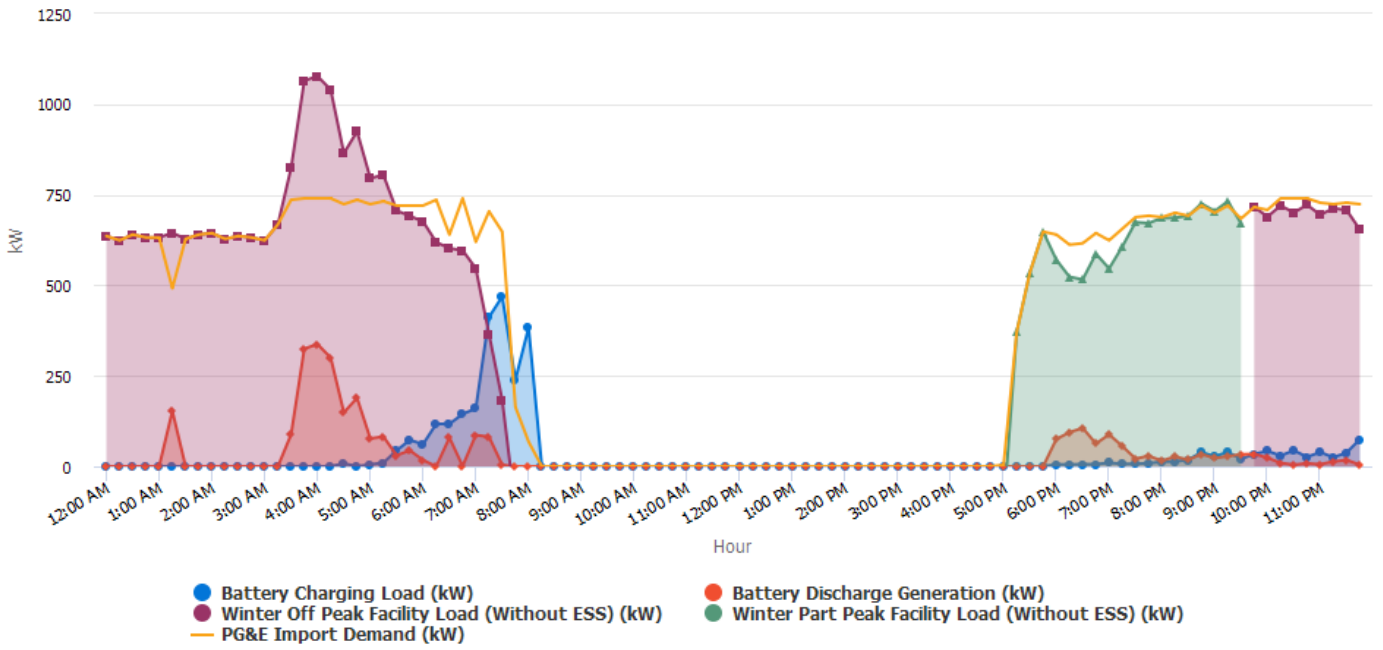
Quarter Hour : 12/28/2023 12:00 AM - 12/28/2023 11:59 PM

## January 2024



Quarter Hour : 1/24/2024 12:00 AM - 1/24/2024 11:59 PM

# February 2024



Quarter Hour : 2/29/2024 12:00 AM - 2/29/2024 11:59 PM

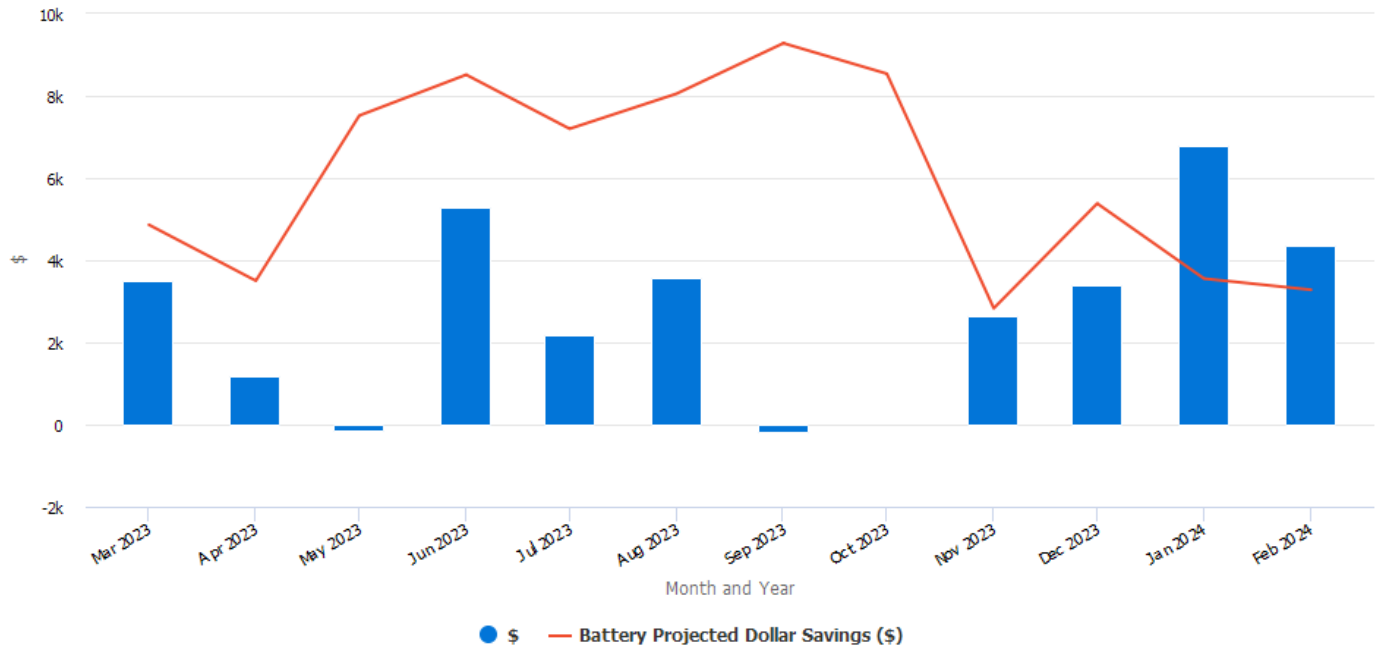
# Battery Energy Storage System Performance

South Wastewater Treatment Plant

## System Description:

500 kW / 1000 kWh Green Charge Networks (Opterra Storage) system connected to the 12kV distribution system.

### Cost Savings by Month



1 Month (Month and Year) : 3/1/2023 12:00 AM - 2/29/2024 11:59 PM

## Dollar Savings by Time-of-Use Category

From Timestamp	Maximum Demand kW (\$)	Summer Max Peak kW (\$)	Summer Off Peak kWh (\$)	Summer Part Peak kW (\$)	Summer Part Peak kWh (\$)	Summer Peak kWh (\$)	Winter Off Peak kWh (\$)	Winter Part Peak kW (\$)	Winter Part Peak kWh (\$)
3/1/2023 12:00:00 AM	3,646.31	0.00	0.00	0.00	0.00	0.00	-180.85	7.09	24.78
4/1/2023 12:00:00 AM	1,340.10	0.00	0.00	0.00	0.00	0.00	-122.90	0.00	-35.49
5/1/2023 12:00:00 AM	233.74	-5.13	-79.35	-130.70	-55.94	-115.29	0.00	0.00	0.00
6/1/2023 12:00:00 AM	5,531.79	0.00	-55.60	-108.34	-5.28	-89.54	0.00	0.00	0.00
7/1/2023 12:00:00 AM	2,508.79	-3.42	-61.02	0.00	-29.30	-235.45	0.00	0.00	0.00
8/1/2023 12:00:00 AM	3,911.21	-3.42	-34.31	-29.81	-58.34	-208.79	0.00	0.00	0.00
9/1/2023 12:00:00 AM	0.00	0.00	-26.58	-1.15	-57.60	-97.80	0.00	0.00	0.00
10/1/2023 12:00:00 AM	0.00	229.14	-21.09	-74.52	-97.22	-43.15	0.00	0.00	0.00
11/1/2023 12:00:00 AM	2,726.94	0.00	0.00	0.00	0.00	0.00	-93.68	3.16	-4.45
12/1/2023 12:00:00 AM	3,412.57	0.00	0.00	0.00	0.00	0.00	-94.05	7.69	64.89
1/1/2024 12:00:00 AM	6,887.47	0.00		0.00			-14.12	7.13	-96.58
2/1/2024 12:00:00 AM	4,456.60	0.00		0.00			-99.02	11.55	0.44
	34,655.52	217.17	-277.95	-344.52	-303.68	-790.02	-604.62	36.62	-46.41

1 Month (Month and Year) : 3/1/2023 12:00 AM - 2/29/2024 11:59 PM

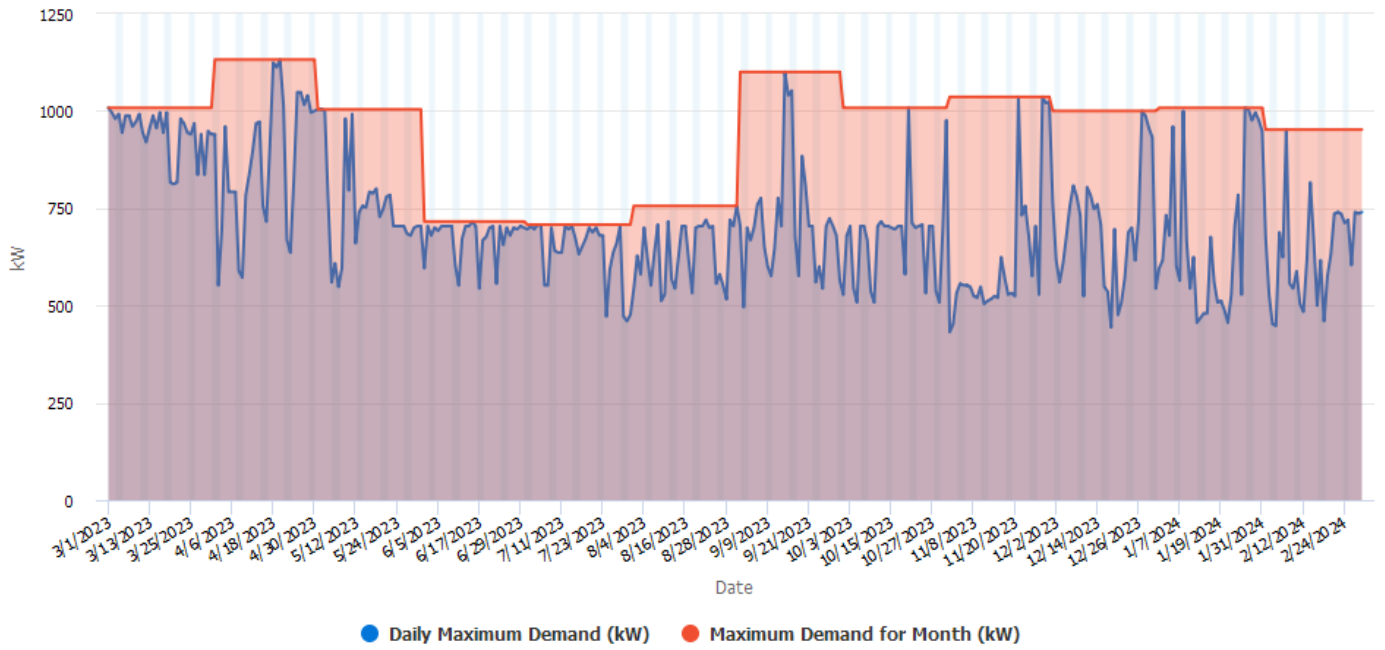
## Savings by Time-of-Use Category

From Timestamp	Maximum Demand Savings (kW)	Summer Max Peak Demand Savings (kW)	Summer Off Peak Energy Savings (kWh)	Summer Part Peak Demand Savings (kW)	Summer Part Peak Energy Savings (kWh)	Summer Peak Energy Savings (kWh)	Winter Off Peak Energy Savings (kWh)	Winter Part Peak Demand Savings (kW)	Winter Part Peak Energy Savings (kWh)
3/1/2023 12:00:00 AM	234	0		0			-1,792	202	211.3
4/1/2023 12:00:00 AM	86	0		0			-1,218	0	-302.7
5/1/2023 12:00:00 AM	15	-3	-847	-228	-322	-300		0	
6/1/2023 12:00:00 AM	355	0	-593	-189	-30	-233		0	
7/1/2023 12:00:00 AM	161	-2	-651	0	-169	-613		0	
8/1/2023 12:00:00 AM	251	-2	-366	-52	-336	-543		0	
9/1/2023 12:00:00 AM	0	0	-284	-2	-332	-254		0	
10/1/2023 12:00:00 AM	0	134	-225	-130	-560	-112		0	
11/1/2023 12:00:00 AM	175	0		0			-928	90	-38.0
12/1/2023 12:00:00 AM	219	0		0			-932	219	553.4
1/1/2024 12:00:00 AM	442	0		0			-140	203	-823.7
2/1/2024 12:00:00 AM	286	0		0			-981	329	3.8
	2,224	127	-2,966	-601	-1,749	-2,055	-5,991	1,043	-395.9

1 Month (Month and Year) : 3/1/2023 12:00 AM - 2/29/2024 11:59 PM

Since the Battery Energy Storage System is intended to discharge to limit utility import during expensive time periods and recharge during less expensive time periods; demand savings (kW) should be positive, peak demand (kW) should be positive, and off peak energy consumption savings (kWh) should be negative because the battery recharges during these periods.

# Daily Demand Progression



1 Day (ByDate) : 3/1/2023 12:00 AM - 2/29/2024 11:59 PM

**Selma Kingsburg-Fowler (Phase 1) - Proxy Calculations after Year 5**

Electric rates escalate 4.0% per year.

Year	Administration - PV Production			South WWTP - PV Production			PV Electric Rate	BESS Savings			
	PV Prod Projected kWh	PV Prod Actual kWh	Average Energy Unit Savings Rate	PV Prod Projected kWh	PV Prod Actual kWh	Average Energy Unit Savings Rate		BESS Savings Projected \$	BESS Savings Actual \$	Average Dollar Savings Rate	
0	0	11,086.9		0	759,534.3		0.1457	\$0	\$2,007		
1	50,426	57,438.1	1.13906	4,596,539	4,811,359.7	1.04674	0.1457	\$61,972	\$36,026	0.58133	
2	49,087	51,898.8	1.05728	4,371,874	4,381,070.6	1.00210	0.1515	\$64,454	\$46,607	0.72310	
3	49,923	55,510.6	1.11192	4,550,688	4,319,741.8	0.94925	0.1576	\$67,030	\$62,505	0.93249	
4	49,673	54,114.1	1.08941	4,527,935	4,899,723.4	1.08211	0.1639	\$69,699	\$60,546	0.86868	
5	49,425	55,067.5	1.11416	4,505,295	4,478,137.5	0.99397	0.1705	\$72,505	\$32,542	0.44882	
6	49,178	54,223	1.10258	4,482,769	4,549,876	1.01497	0.1773	\$75,410	\$0	0.00000	
7	48,932	53,951	1.10258	4,460,355	4,527,127	1.01497	0.1844	\$78,423	\$0	0.00000	
8	48,687	53,681	1.10258	4,438,053	4,504,491	1.01497	0.1918	\$81,545	\$0	0.00000	
9	48,444	53,413	1.10258	4,415,863	4,481,968	1.01497	0.1995	\$84,818	\$0	0.00000	
10	48,202	53,147	1.10258	4,393,784	4,459,559	1.01497	0.2075	\$88,212	\$0	0.00000	
11	47,961	52,881	1.10258	4,371,815	4,437,261	1.01497	0.2158	\$91,729	\$0	0.00000	
12	47,721	52,616	1.10258	4,349,956	4,415,075	1.01497	0.2244	\$95,411	\$0	0.00000	
13	47,482	52,353	1.10258	4,328,206	4,392,999	1.01497	0.2334	\$99,229	\$0	0.00000	
14	47,245	52,091	1.10258	4,306,565	4,371,034	1.01497	0.2427	\$103,184	\$0	0.00000	
15	47,009	51,831	1.10258	4,285,032	4,349,179	1.01497	0.2524	\$107,320	\$0	0.00000	
16	46,774	51,572	1.10258	4,263,607	4,327,433	1.01497	0.2625	\$111,608	\$0	0.00000	
17	46,540	51,314	1.10258	4,242,289	4,305,796	1.01497	0.2730	\$116,091	\$0	0.00000	
18	46,307	51,057	1.10258	4,221,078	4,284,268	1.01497	0.2839	\$120,736	\$0	0.00000	
19	46,075	50,801	1.10258	4,199,973	4,262,847	1.01497	0.2953	\$125,554	\$0	0.00000	
20	45,845	50,548	1.10258	4,178,973	4,241,532	1.01497	0.3071	\$130,581	\$0	0.00000	
21	45,616	50,295	1.10258	4,158,078	4,220,324	1.01497	0.3194	\$0	\$0	0.00000	
22	45,388	50,044	1.10258	4,137,288	4,199,223	1.01497	0.3322	\$0	\$0	0.00000	
23	45,161	49,794	1.10258	4,116,602	4,178,228	1.01497	0.3455	\$0	\$0	0.00000	
24	44,935	49,544	1.10258	4,096,019	4,157,336	1.01497	0.3593	\$0	\$0	0.00000	
25	44,710	49,296	1.10258	4,075,539	4,136,550	1.01497	0.3737	\$0	\$0	0.00000	

Year	Project Total						
	PV Dollar Savings	BESS Dollar Savings	Stipulated HVAC & Lighting Savings	SGIP Incentive	Total Dollar Savings	Guaranteed Savings	Excess Savings
0	\$112,280	\$2,007	\$19,637	\$0	\$133,924	\$0	\$133,924
1	\$709,384	\$36,026	\$16,590	\$247,240	\$1,009,240	\$1,002,872	\$6,368
2	\$671,595	\$46,607	\$17,258	\$27,974	\$763,432	\$801,028	(\$37,596)
3	\$689,540	\$62,505	\$17,947	\$60,642	\$830,634	\$859,435	(\$28,801)
4	\$811,934	\$60,546	\$18,670	\$28,801	\$919,951	\$888,065	\$31,886
5	\$772,911	\$32,542	\$19,415	\$7,476	\$832,344	\$917,708	(\$85,364)
6	\$816,307	\$0	\$20,193	\$31,223	\$867,723	\$948,401	(\$80,678)
7	\$844,751	\$0	\$21,004	\$0	\$865,755	\$930,734	(\$64,979)
8	\$874,257	\$0	\$21,850	\$0	\$896,107	\$963,641	(\$67,534)
9	\$904,809	\$0	\$22,729	\$0	\$927,538	\$997,713	(\$70,175)
10	\$936,386	\$0	\$23,641	\$0	\$960,027	\$1,032,992	(\$72,965)
11	\$968,973	\$0	\$24,585	\$0	\$993,558	\$1,069,522	(\$75,964)
12	\$1,002,550	\$0	\$25,564	\$0	\$1,028,114	\$1,107,346	(\$79,232)
13	\$1,037,545	\$0	\$26,587	\$0	\$1,064,132	\$1,146,511	(\$82,379)
14	\$1,073,492	\$0	\$27,655	\$0	\$1,101,147	\$1,187,063	(\$85,916)
15	\$1,110,815	\$0	\$28,755	\$0	\$1,139,570	\$1,229,054	(\$89,484)
16	\$1,149,489	\$0	\$29,900	\$0	\$1,179,389	\$1,272,532	(\$93,143)
17	\$1,189,491	\$0	\$31,102	\$0	\$1,220,593	\$1,317,552	(\$96,959)
18	\$1,230,799	\$0	\$32,347	\$0	\$1,263,146	\$1,364,168	(\$101,022)
19	\$1,273,820	\$0	\$33,637	\$0	\$1,307,457	\$1,412,437	(\$104,980)
20	\$1,318,098	\$0	\$34,982	\$0	\$1,353,080	\$1,462,417	(\$109,337)
21	\$1,364,036	\$0	\$0	\$0	\$1,364,036	\$1,342,015	\$22,021
22	\$1,411,606	\$0	\$0	\$0	\$1,411,606	\$1,388,717	\$22,889
23	\$1,460,782	\$0	\$0	\$0	\$1,460,782	\$1,437,045	\$23,737
24	\$1,511,532	\$0	\$0	\$0	\$1,511,532	\$1,487,054	\$24,478
25	\$1,564,251	\$0	\$0	\$0	\$1,564,251	\$1,538,803	\$25,448

Years	Administration - PV Production	South WWTP - PV Production
1- 5	248,534	22,552,331

NPV @ 10% to settle Years 6 thru 25. **(\$589,172)**

**Total of payments to SKF = (\$674,536)**

Opterra is using the Average Energy Unit Savings per the ESC for Years 6 thru 25. It's calculated by taking Years 1 thru 5 Actual PV Production divided by Years 1 thru 5 Projected PV Production.

# Guarantee Reconciliation Report Acceptance

## Selma-Kingsburg-Fowler County Sanitation District



### Acknowledgment and Acceptance of Guarantee Reconciliation

In accordance with the Energy Services Contract signed by OPTERRA Energy Services, in favor of Selma-Kingsburg-Fowler County Sanitation District on October 13, 2016 and the first Amendment to the Energy Services Contract dated February 23, 2017, the signed parties both acknowledge and accept the contents of this report as final and that any liabilities of the current Guarantee Year have been accepted and that any liabilities of Years 6 through 25 have been accepted.

**Guarantee Year, Start and End Dates, Actual Savings, Guaranteed Savings, Excess Savings, and Shortfall Payments**

Guarantee Year	Start Date	End Date	Actual Savings	Guaranteed Savings	Excess Savings	Shortfall Amount
0	12/1/2017	2/28/2019	\$133,924	\$0	\$133,924	\$0
1	3/1/2019	2/29/2020	\$1,009,240	\$1,002,872	\$6,368	\$0
2	3/1/2020	2/28/2021	\$763,432	\$801,028*	(\$37,596)	\$37,596
3	3/1/2021	2/28/2022	\$830,634	\$859,435	(\$28,801)	\$28,801
4	3/1/2022	2/28/2023	\$919,951	\$888,065	\$31,886	\$0
<b>5</b>	<b>3/1/2023</b>	<b>2/29/2024</b>	<b>\$832,344</b>	<b>\$917,708</b>	<b>(\$85,364)</b>	<b>\$85,364</b>
6	3/1/2024	2/28/2025	\$921,243	\$948,401	(\$80,678)	\$80,678
7	3/1/2025	2/28/2026	\$921,413	\$930,734	(\$64,979)	\$64,979
8	3/1/2026	2/28/2027	\$953,981	\$963,641	(\$67,534)	\$67,534
9	3/1/2027	2/29/2028	\$987,735	\$997,713	(\$70,175)	\$70,175
10	3/1/2028	2/28/2029	\$1,022,633	\$1,032,992	(\$72,965)	\$72,965
11	3/1/2029	2/28/2030	\$1,058,660	\$1,069,522	(\$75,964)	\$75,964
12	3/1/2030	2/28/2031	\$1,095,829	\$1,107,346	(\$79,232)	\$79,232
13	3/1/2031	2/29/2032	\$1,134,557	\$1,146,511	(\$82,379)	\$82,379
14	3/1/2032	2/28/2033	\$1,174,379	\$1,187,063	(\$85,916)	\$85,916
15	3/1/2033	2/28/2034	\$1,215,737	\$1,229,054	(\$89,484)	\$89,484
16	3/1/2034	2/28/2035	\$1,258,599	\$1,272,532	(\$93,143)	\$93,143
17	3/1/2035	2/29/2036	\$1,302,985	\$1,317,552	(\$96,959)	\$96,959
18	3/1/2036	2/28/2037	\$1,348,835	\$1,364,168	(\$101,022)	\$101,022
19	3/1/2037	2/28/2038	\$1,396,565	\$1,412,437	(\$104,980)	\$104,980
20	3/1/2038	2/28/2039	\$1,445,756	\$1,462,417	(\$109,337)	\$109,337
21	3/1/2039	2/29/2040	\$1,364,036	\$1,342,015	\$22,021	(\$22,021)
22	3/1/2040	2/28/2041	\$1,411,606	\$1,388,717	\$22,889	(\$22,889)
23	3/1/2041	2/28/2042	\$1,460,782	\$1,437,045	\$23,737	(\$23,737)
24	3/1/2042	2/28/2043	\$1,511,532	\$1,487,054	\$24,478	(\$24,478)
25	3/1/2043	2/29/2044	\$1,564,251	\$1,538,803	\$25,448	(\$25,448)
NPV @ 10% to settle Years 6 thru 25.					<b>(\$589,172)</b>	<b>\$589,172</b>
<b>Total Combined Shortfall Amount Owed -</b>						<b>\$674,536</b>

Combined shortfall is the sum of shortfalls of Yr5 and Yr6 – Yr25 calculation.

I have read and agree to the above:

X \_\_\_\_\_  
Signature of Authorized Representative  
of Selma-Kingsburg-Fowler County  
Sanitation District

X \_\_\_\_\_  
Signature of Authorized Representative  
of OPTERRA Energy Services

X \_\_\_\_\_  
Print Name

X \_\_\_\_\_  
Print Name

Date: \_\_\_\_/\_\_\_\_/\_\_\_\_

Date: \_\_\_\_/\_\_\_\_/\_\_\_\_

**MEMORANDUM**  
(June 11, 2026, Board Meeting)

To: S-K-F CSD Board of Directors  
From: Veronica Cazares, General Manager  
Staff Report Prepared By: Tricia Miller, Administration Services/HR Manager  
Date Prepared: May 15, 2026

Agenda Item: 6-B  
Action: Resolution 2026-19

**SUBJECT**

Resolution No. 2026-19, A Resolution of the Board of Directors of the Selma-Kingsburg Fowler County Sanitation District Certifying to the County of Tulare the Validity of the Legal Process Used to Place Direct Charges (Special Assessments) in the Secured Tax Roll for Fiscal Year 2026-27.

**RECOMMENDATION**

That the Board adopt Resolution No. 2026-19, A Resolution of the Board of Directors of the Selma-Kingsburg Fowler County Sanitation District Certifying to the County of Tulare the Validity of the Legal Process Used to Place Direct Charges (Special Assessments) in the Secured Tax Roll for Fiscal Year 2026-27.

**EXECUTIVE SUMMARY**

Resolution No. 2026-19 needs to be adopted in order to approve the list of parcels and the assessments to be collected on the County of Tulare tax roll. The Board approved the Agreement for Compensation to County of Tulare for Collection of Special Assessment at the March 10, 2022, Board meeting.

Attachment: Resolution No. 2026-19

**RESOLUTION NO. 2026-19**

A RESOLUTION OF THE BOARD OF DIRECTORS OF THE SELMA-KINGSBURG-FOWLER COUNTY SANITATION DISTRICT CERTIFYING TO THE COUNTY OF TULARE THE VALIDITY OF THE LEGAL PROCESS USED TO PLACE DIRECT CHARGES (SPECIAL ASSESSMENTS) ON THE SECURED TAX ROLL.

WHEREAS, on June 13, 2024, the Board of Directors adopted Ordinance No. 2024-02, An Ordinance of the Board of Directors of the Selma-Kingsburg-Fowler County Sanitation District Electing to Collect Sewer Service Charges and Delinquencies on the Tax Roll; and

WHEREAS, Ordinance No. 2024-02 also directed the preparation of filing of a Written Report containing a description of each parcel of real property receiving services and utilizing facilities from the District and containing the amount of service charge for each such parcel to be collected on the Tax Roll for Fiscal Year 2026-2027; and

WHEREAS, the District is placing the special assessments on the Tulare County secured property tax roll for collection; and

WHEREAS, the District has complied with all laws pertaining to the levy of the special assessments to be collected; and

WHEREAS, the monies collected are not in any way to be based on the assessed valuation of the properties involved; and

WHEREAS, the District agrees that it shall be solely liable and responsible, and will defend and hold the County of Tulare harmless from any liability as a result of claims or claims for refunds and related interest due filed by taxpayers against any assessments, fees, charges or taxes placed on the roll for the District by the County; and

NOW, THEREFORE BE IT RESOLVED by the Board of Directors of Selma-Kingsburg-Fowler County Sanitation District that the list submitted with parcel numbers and amount are certified as being correct, the General Manager or Administrative Services/Human Resources Manager is hereby authorized to sign any documents required and directed to give the list to the Tulare County Auditor on behalf of the District for placement on the secured tax roll for collection:

1. Parcel and Assessment listing
2. Direct Charge (Special Assessment) Control Sheet
3. Direct Charge (Special Assessment) Change Authorization Sheet
4. Compliance Certification and Hold Harmless Statement

**CERTIFICATION**

The foregoing resolution was adopted on June 11, 2026, on a motion duly made, seconded, and approved as follows:

DIRECTOR MAGSIG

DIRECTOR NORTH

DIRECTOR AVALOS

VICE CHAIRWOMAN GILL

CHAIRMAN MENDES

\_\_\_\_\_  
\_\_\_\_\_  
\_\_\_\_\_  
\_\_\_\_\_  
\_\_\_\_\_

WHEREUPON, the Chairman declared the foregoing resolution adopted, and SO ORDERED.

\_\_\_\_\_  
Veronica Cazares, General Manager/  
Secretary of the Board of Directors  
SELMA-KINGSBURG-FOWLER  
COUNTY SANITATION DISTRICT

**MEMORANDUM**  
(June 11, 2026, Board Meeting)

To: S-K-F CSD Board of Directors  
From: Tricia Miller, Administrative Services/HR Manager  
Date Prepared: May 15, 2026

Agenda Item: 6-C  
Action: Motion

**SUBJECT**

Consideration of Certification Pay Amendments for Unrepresented Employees and the International Union of Operating Engineers Stationary Engineers Local 39, AFL-CIO (Union)

**RECOMMENDATION**

That the Board approve:

- 1) Resolution 2026-20 amending Section 2.B of the Unrepresented Employees Salary and Benefit Schedule to retitle “Certification/License Pay” as “Educational Incentive/Certification Pay” and clarify eligible certifications by classification; pay amounts to remain unchanged and
- 2) Side Letter to the 2025-2028 MOU with the International Union of Operating Engineers Stationary Engineers Local 39, AFL-CIO regarding same.

**EXECUTIVE SUMMARY**

CalPERS notified the District that the current certification pay language does not support reporting this compensation for retirement purposes. The proposed revision is intended to align the language with CalPERS regulations governing reportable compensation. The change does not reduce certification pay for eligible employees, and pay amounts will remain unchanged. Under CalPERS, educational incentive pay is compensation for completing courses, certificates, or degrees that enhance an employee’s ability to perform assigned job duties (see 2 CCR 571; CalPERS Circular Letter No. 200-046-25). The revised language is intended to satisfy those requirements so the pay remains reportable when applicable CalPERS criteria are met. CalPERS has reviewed and approved the proposed language. These revisions are needed for both unrepresented and represented employees.

The District must approve a resolution establishing the salary and benefit schedule for unrepresented employees. At its October 9, 2025, meeting, the Board approved Resolution 2025-18, which established adjusted salaries and benefits for unrepresented employees. Staff now recommends amending Section 2.B to rename “Certification/License Pay” as “Educational Incentive/Certification Pay” and clarify which certifications qualify for each classification.

Similar clarifying language for represented employees also requires Board approval through the proposed side letter to the MOU.

Attachments: Resolution 2026-20, Side Letter to the 2025-2028 MOU

**RESOLUTION NO. 2026-20**

**A RESOLUTION OF THE SELMA-KINGSBURG-FOWLER COUNTY SANITATION DISTRICT BOARD OF DIRECTORS APPROVING AMENDED SECTION 2.B. EDUCATIONAL INCENTIVE/CERTIFICATION PAY UNDER SALARIES AND BENEFITS FOR UNREPRESENTED EMPLOYEES**

WHEREAS, the Board of Directors has the authority to approve employee salaries; and

WHEREAS, pursuant to CalPERS and CCR 570.5 guidelines, the Board must approve and adopt adjustments made to the salary schedule; and

WHEREAS, the District adopted Resolution 2026-20 establishing salaries and benefits for unrepresented employees (“Unrepresented Employees”); and

WHEREAS, the District desires to amend Section 2.B (Certification Pay/License Pay) of Resolution 2025-18 for Unrepresented Employees.

NOW, THEREFORE, the Board of Directors resolves as follows:

SECTION 2. The Board of Directors approves the following salary and benefit adjustments for unrepresented employees effective June 11, 2026:

B. Educational Incentive/Certification Pay- Operational employees (e.g. Assistant Plant Operator Supervisor, Supervising Engineer, Engineering Technician I/II, Laboratory Supervisor, Plant Operations Manager, Assistant Collections Supervisor, Collections Supervisor) will receive three percent (3.0%) for each completed certification that enhances their ability to do their job, up to a maximum of six percent (6.0%). Each certification must be related to the employee’s job duties. Employees will not receive the incentive for certificates that are required as a minimum qualification for their position. The pay is subject to approval by the District, which will review certificates submitted for incentive pay to ensure that they directly enhance an employee’s ability to perform their job duties, as provided in the employee’s job description. Acceptable certifications are the following from the California Water Environment Association (“CWEA”): 1) Collection System Maintenance Certification; 2) Electrical & Instrumental Technologist Certification; 3) Environmental Compliance Inspector Certification; 4) Industrial Waste Treatment Plant Operator Certification; 5) Mechanical Technologist Certification; and 6) Plant Maintenance Tech Certification. Acceptable certifications are the following from the State Water Resources Board (“SWRB”): Water Distribution Operator Certification; 2) Water Treatment Operator Certification; and 3) Wastewater Treatment Plant Operator Certification. Additional Certifications may be approved by the District if they meet the criteria of enhancing the employees’ ability to perform their current job duties. Employees may receive an additional three percent (for a total of 9%) for completing a certificate that is required for the classification above their current classification in the same series, as these certificates enhance an employee’s ability to do their job. This incentive pay will be made per pay period as earned, starting the first full pay period after the certification is approved. If CWEA, SWRB, or any of the other agencies or companies change the title of a certificate listed above, the newly titled certificate shall qualify

to the same extent as the previously named certificates. This revised policy shall take effect on June 11, 2026, and incentive payments shall be applied prospectively for certifications approved on or after this date.

Educational Incentive/Certification Pay – Administrative employees (e.g. Accountant, Administrative Analyst, Administrative Services/Human Resources Manager, Administrative Technician II, Executive Assistant to the General Manager, Information Systems Analyst) will receive three percent (3.0%) for each completed certification that enhances their ability to do their job, up to a maximum of nine percent (9.0%). Each certification must be related to the employee’s job duties. Employees will not receive the incentive for certificates that are required as a minimum qualification for their position. The pay is subject to approval by the District, which will review educational certificates submitted for incentive pay to ensure that they directly enhance an employee’s ability to perform their job duties, as provided in the employee’s job description. Acceptable certifications are the following from the California Special Districts Association (“CSDA”): Special District Leadership Academy Certification and the Board Secretary Clerk Certification. Acceptable certifications are the following from Liebert Cassidy Whitmore (“LCW”): Public Sector Employment Relations Certificate and Labor Relations Certificate. This incentive pay will be made per pay period as earned, starting the first full pay period after the certification is approved. If CWEA, SWRB, or any of the other agencies or companies change the title of a certificate listed above, the newly titled certificate shall qualify to the same extent as the previously named certificates. This revised policy shall take effect on June 11, 2026, and incentive payments shall be applied prospectively for certifications approved on or after this date.

### **CERTIFICATION**

The foregoing Resolution No. 2026-20 was adopted on June 11, 2026, on a motion duly made and seconded, and upon roll call vote, approved as follows:

DIRECTOR MAGSIG	_____
DIRECTOR NORTH	_____
DIRECTOR AVALOS	_____
VICE CHAIRWOMAN GILL	_____
CHAIRMAN MENDES	_____

WHEREUPON, the Chairman declared the foregoing resolution adopted, and SO ORDERED.

\_\_\_\_\_  
Veronica Cazares, Secretary of Board of Directors  
Selma-Kingsburg-Fowler County Sanitation District

**SIDE LETTER TO THE 2025-2028 MOU**  
**BETWEEN**  
**SELMA-KINGSBURG-FOWLER COUNTY SANITATION DISTRICT**  
**AND**  
**INTERNATIONAL UNION OF OPERATING ENGINEERS**  
**STATIONARY ENGINEERS LOCAL 39, AFL-CIO**

The Selma-Kingsburg-Fowler County Sanitation District (District) and the International Union of Operating Engineers Stationary Engineers Local 39, AFL-CIO (Union) agree to modify the current July 1, 2025-June 30, 2028, Memorandum of Understanding (MOU) via this Side Letter. The Side Letter revises only Article XXIV – Pay Rates for Current Employees of the MOU as set forth herein, shall in no other way modify the existing terms and / or conditions of the MOU, and shall be in effect during the term of the current MOU.

The parties agree to revise the language in Article XXIV of the MOU to reflect the District’s Educational Incentive/Certification Pay.

The parties agree to revise only the following language of the MOU:

**ARTICLE XXIV – PAY RATES**

2. Educational Incentive/Certification Pay: employees will receive three percent (3.0%) for each completed certification that enhances their ability to do their job, up to a maximum of six percent (6.0%). Each certification must be related to the employee’s job duties. Employees will not receive the incentive for certificates that are required as a minimum qualification for their position. The pay is subject to approval by the District, which will review educational certificates submitted for incentive pay to ensure that they directly enhance an employee’s ability to perform their job duties, as provided in the employee’s description. Acceptable certifications are the following from the California Water Environment Association (“CWEA”): 1) Collection System Maintenance Certification; 2) Electrical & Instrumental Technologist Certification; 3) Environmental Compliance Inspector Certification; 4) Industrial Waste Treatment Plant Operator Certification; 5) Mechanical Technologist Certification; and 6) Plant Maintenance Tech Certification. Acceptable certifications are the following from the State Water Resources Board (“SWRB”): Water Distribution Operator Certification; 2) Water Treatment Operator Certification; and 3) Wastewater Treatment Plant Operator Certification. Additional Certifications may be approved by the District if they meet the criteria of enhancing the employees’ ability to perform their current job duties. Employees may receive an additional three percent (for a total of 9%) for completing a certificate that is required for the classification above their current classification in the same series, as these certificates enhance an employee’s ability to do their job.

This incentive pay will be made per pay period as earned, starting the first full pay period after the certification is approved. If CWEA, SWRB, or any of the other agencies or companies change the title of a certificate listed above, the newly titled certificate shall qualify to the same extent as the previously named certificates. This revised policy shall take effect on June 11, 2023, and incentive payments shall be applied prospectively for certifications approved on or after this effective date.

Dated: \_\_\_\_\_

Dated: \_\_\_\_\_

FOR THE INTERNATIONAL UNION OF  
OPERATING ENGINEERS, STATIONARY  
ENGINEERS, LOCAL 39:

FOR THE SELMA-KINGSBURG-FOWLER COUNTY  
SANITATION DISTRICT:

\_\_\_\_\_  
TIM EGGEN  
Business Manager

\_\_\_\_\_  
VERONICA CAZARES  
General Manager

\_\_\_\_\_  
BRANDY JOHNSON  
Director of Public Employees

\_\_\_\_\_  
JENNIFER OSBORN  
Business Representative

**MEMORANDUM**  
(June 11, 2026, Board Meeting)

To: S-K-F CSD Board of Directors  
From: Craig Perry, Operations Manager  
Date Memo Prepared: June 2, 2026

Agenda Item: 6-D  
Action: Motion

**SUBJECT**

Replacement of District owned Electrical Transformer

**RECOMMENDATION**

That the Board approve the purchase of a new direct replacement 2,000KVA Electrical Transformer from Preferred Pump in the amount of \$101,280.55 due to existing unit nearing end of service life.

**EXECUTIVE SUMMARY**

The District owns and maintains five 2,000KVA transformers used to convert raw utility electricity (12KVA) to 3 phase 480VAC. All District owned transformers are tested and inspected by a 3<sup>rd</sup> party on a 2-year basis. Testing in 2023 and 2025 have shown signs of seepage, particulates in coolant and dissolved gases exceeding industry standards. This is an obsolete transformer and not reparable or rebuildable. Quotes for a direct drop-in replacement were requested from multiple vendors, the following were responsive:

Preferred Pump (Fresno CA)	\$101,280.55
STS Automation (Merced CA)	\$315,600.00
Telstar Instruments (Hanford CA)	\$199,147.00

Transformer installation will be completed by District staff and 3<sup>rd</sup> party electrical contractor.